




THE WYSIWYG



\$3.00

October 2006

Volume 18, Issue 8

STERLING HEIGHTS COMPUTER CLUB

PO Box 385

Sterling Heights, MI 48311-0385

TUESDAY OCT 3

**Main Meeting
7:30 PM**

**“Internet Safety” by
Michael S Cali from
Computer Friendly
Homes**

**If your e-mail or mail address
changes, please e-mail:
secretary@SterlingHeights-
ComputerClub.org**

IN THIS ISSUE:

The President's Pen	1
About SHCC	2
Resource People	2
SIG Meetings	3
Ask the Expert	4
Door Prizes	4
Election Announcement	5
Internet Fraud	6
Where Did All Those Photos Go?	7
WYSIWYG Web Watch	9
SHCC October Schedule	10

The President's Pen

by Don VanSyckel



It seems every week when I scan through the newspaper ads computer items get cheaper and cheaper. either the price is going down or the capabilities of the products are going up. Back a short two years ago or so I bought a 256 Kb (1/4 Gb) memory stick for \$100. At the time it was on sale and I thought I had gotten a great deal. It was at the time. Now I see a three pack of 1 Gb memory sticks for \$40. In this case both the price went down and the capabilities went up. The new price is 40% of the old. The new capability is 12 times (3 x (1 Gb) / 1/4 Gb). This gives any overall decrease in \$/byte to 33.3% or an increase in bytes/\$ of 30.

Imagine, after two years you could buy 30 times more with the same money. That's a bargain in anybody's book. Price have been going down in all areas of computers and likewise the capabilities have been going up. It's hard to predict where this is going but it seems as though it's in the right direction for us, the consumers.

Disk drive have done much the same things although not as dramatically. Laptops are doing it also; the price is coming down and the capabilities are going up. Desktops, external USB disk drives, scanners, and DVD writers are all sliding down in price. Other electronics such as digital cameras are

following this same pattern. Handheld computers seem to be least affected, not unaffected. I'm not quite sure why these are not sliding down in price faster. Must be limited suppliers and good demand.

I'm not suggesting you wait for prices to hit the bottom. People used to do that waiting for computers to hit the price bottom before they bought one. Well it's been going on for twenty years. What I am suggesting is to not get caught up in the sales and the hype. If you need something and can afford it, by all means go get it. If it's a toy, you might want to wait a few months. You might be glad you did.

In keeping with the times, this month's presentation is very timely, “Internet Safety”. Mr. Michael Cali from Computer Friendly Homes will be presenting. Michael has presented to SHCC before and this presentation promises to be interesting as well as informative.

SHCC officers' elections are every November. Nominations were opened in September and no one was nominated so the field's wide open. If you are interested in serving as an officer, nominate yourself, have a friend nominate you, or let me know and I can have someone nominate you. We welcome

(Continued on page 5)

Guests and visitors are welcome. People can attend any SHCC meetings during two consecutive months before deciding to become a member or not. Meetings include the main meeting and SIGs. July and August don't count since there is no main meeting. Membership includes admission to all SHCC functions and the newsletter. Membership is open to anyone. It is not limited to the residents of Sterling Heights.

DUES: \$25/YEAR

CLUB ADDRESS: PO Box 385, Sterling Heights, MI 48311-0385
CLUB E-MAIL ADDRESS: Info@SterlingHeightsComputerClub.org
CLUB WEB PAGE: http://www.SterlingHeightsComputerClub.org

Resource People:

Family Tree	Rick Schummer
Firefox	Don VanSyckel
FoxPro	Rick Schummer
Internet Explorer	-
MS Publisher	Rick Kucejko
MS Word	Rick Schummer
WordPerfect	Jim McNeil
Spreadsheets	Rick Schummer

SHCC Coordinators:

Associate Editor	Rick Schummer
Net/Comm. SIG	Betty MacKenzie
Door prizes	Jerry Hess
Greeter	Lindell Beck
Newsletter publisher	Rick Kucejko
Novice SIG	Don VanSyckel
PC SIG	Jack Vander-Schrier
Program Coordinator	Jerry Hess
Publicity	Patrick Little
Resource People	open
Vendor Press Rel.	Jim Waldrop
Web Page	Don VanSyckel

2006 SHCC Officers

President: Don VanSyckel V. President: Open
 Treasurer: Ed Trombley
 Secretary: Pat Little

Four Month Meeting Schedule:

OCTOBER 2006	DECEMBER 2006
2 - Net/Comm SIG	5 - SHCC- "How to Sell on eBay" by Mary Lou Metzger from the Sterling Heights Public Library
3 - SHCC- "Internet Safety" by Michael S Cali from Computer Friendly Homes	6 - COMP meeting
4 -COMP meeting	10 - SEMCO meeting
8 - SEMCO meeting	11 - Net/Comm SIG
19 - Novice SIG	19 - Novice SIG
30 - PC SIG	27 - PC SIG
NOVEMBER 2006	JANUARY 2007
1 - COMP meeting	2 - SHCC- Main Meeting
7 - SHCC- "What's New for the Holidays" will be presented by a representative from CompUSA	3 -COMP meeting
12 - SEMCO meeting	7 - SEMCO meeting
13 - Net/Comm SIG	8 - Net/Comm SIG
20 - Novice SIG	16 - Novice SIG
22 - PC SIG	25 - PC SIG

Other Computer Clubs:

As a member of SHCC, you can attend meetings of other clubs where we have reciprocating membership agreements, at no charge.

South Eastern Michigan Computer Organization (SEMCO)
 Time: 2nd Sunday at 1:30PM
 Place: ArvinMeritor Complex, 2135 W. Maple Road in Troy, across from Troy Motor Mall; 248-398-7560
 Web page: http://www.semco.org
 Reciprocating: Yes

The OPC (Older Persons Commission) Computer Club
 Time: Every Tuesday at 10:00
 Place: OPC in Rochester 248-656-1403.
 Web page: http://www.geocities.com/Heartland/Village/1904/
 No cost for residents to join or attend meetings. \$150 fee for non-residents
 Reciprocating: No

Computer Club of Marysville and Port Huron (COMP)
 Time: 1st Wednesday, 7:00PM
 Place: Mackenzie Bldg, Room 201, St Clair Community College, Clara E McKenzie Library-Science Building, 323 Erie St.
 Port Huron, (810) 982-1187
 Web Page: http://www.bwcomp.org
 Reciprocating: Yes

Special Interest Groups:

MS-DOS (Main)	IBM compatibles
Net/Com	Computers communicating with other computers
PC	Intermediate users discuss various topics
Novice	Those starting out

Contact Information:

Lindell Beck	586-939-4278	ljaybeck48312@yahoo.com
Jerry Hess	586-566-6166	jhess@comcast.net
Rick Kucejko	248-879-6180	rick@kucejko.com
Patrick Little	586-264-1497	pblittle@wideopenwest.com
Betty MacKenzie	586-254-0677	mackenzie79@comcast.net
Rick Schummer	586-997-1451	rick@rickschummer.com
Ed Trombley	586-254-1172	ejtrombley@comcast.net
Don VanSyckel	586-731-9232	don@vansyckel.net
Jack Vander-Schrier	586-739-7720	jvanders@myself.com
Jim Waldrop	586-731-6481	jwaldrop@tir.com

Newsletter submissions are due 10 days before the club meeting, but the earlier the better. They should be sent to :
 WYSIWYG Publisher
 5069 Fedora, Troy, MI 48098
 OR at the e-mail addresses: newsletter@SterlingHeightsComputerClub.org

© Unless stated otherwise, all materials contained in this newsletter are copyrighted by the Sterling Heights Computer Club. License is hereby granted to other clubs (non-profit) to reprint with credit.

The WYSIWYG was printed by STERLING PRINTING AND GRAPHICS, located at 35976 Mound, Sterling Heights, MI 48312.

SIG Meetings

Net/Comm SIG



The next meeting of the Internet/Communications (Net/Comm.) SIG will be Monday, October 2, 2006, starting at 7:00PM at the Macomb County Library. The SIG meeting days are generally the second Monday of the month.

Each month the members of the Net/Comm SIG discusses topics to help members of the SHCC learn more about the Internet. Have you ever wanted to create a personalized color book with text and photos from a vacation, a new grand child, a memory book? Jack will be demonstrating www.blurb.com, a free program you can use and then blurb will print your book for your coffee table.

For more information about the SIG, call or e-mail Betty MacKenzie (phone number is on page 2), or check the club web site.



Novice SIG



The next meeting of the Novice SIG will be Thursday, October 19, 2006, starting at 7:00 PM at the Macomb County Library.

We are using WinXP as the version of Windows to focus on. Since we are dealing with novice topics, virtually all of the information is directly usable by those using other versions of Windows, Win98, WinME, and Win2000.

For more information about the SIG, call or e-mail Don VanSyckel (phone number is on page 2), or check the club web site.



PC SIG



The next meeting of the PC SIG will be on Monday, October 30, 2006, starting at 7:00PM at the Macomb County Library. The SIG meeting is generally the fourth Wednesday of the month.

Intermediate level topics are discussed, aimed at users with some knowledge of computers. At the October meeting, questions and answers regarding your computer will be discussed. Using Windows Media Player, Jack will show you how to build customized music playlists and then create a personalized music CD you can play in your car or on your CD player.

For more information about the SIG, call or e-mail Jack Vander-Shrier (phone number is on page 2), or check the club web site.



Resource Person Coordinator

The club is looking for a "Resource person Coordinator". There is a list of people to call for help on various topic (see page 2). This coordinator position involves looking for people to fill in call support positions that become vacant. If you are interested in doing this function, or have questions about the position, talk to Don VanSyckel.



Club Record Changes

To update your e-mail address, phone number, etc., please e-mail the club secretary at: Secretary@SterlingHeightsComputerClub.org. Using this address will provide the smoothest and quickest venue for any changes.



Advertising Space in the WYSIWYG

Pages, or fractions of pages are available for commercial advertising for a reasonable advertising fee. If interested in details, contact the WYSIWYG publisher at the address shown on page 2.



Directions To The Macomb Library

The Macomb County Library is located at 16480 Hall Road, in Clinton Township, between Hayes and Garfield, close to the light at Garfield, on the south side of Hall Road. A large red sign says "Macomb County Library". The phone number is (586) 286-6660.



SHCC Emergency Shutdown

If a club meeting is canceled an email will be sent to members by an officer or the coordinator if a SIG meeting at least an hour before the scheduled start of the meeting. If you have an issue with your email call one of the officers of the coordinator of the SIG. Don't call too early, the decision might not be finalized yet. All members are encouraged to keep the club up to date with their email address.



SHCC Business

“Ask The Experts”

by Jack Vander-Schrier



Please send questions to “Ask the Experts” at the club’s PO address, or e-mail your question directly to the Expert at the club e-mail address: AskTheExpert@SterlingHeightsComputerClub.org.

Q: Dear Expert:

I looked through the files in “My Computer” and I found quite a few temporary files and temp files. What are they and where do they come from?

Temporarily Confused

A: Dear Confused:

These temporary files are created by a computer program that needed to store information that is either too big for storage in memory, or needs to be saved eventually to your hard drive. Some programs create temporary files and then leave them behind. This can also happen because the program crashed, or the developer of the program simply forgot to add the code needed to delete the temporary files after the program was done with them. Since these files are not needed you can delete anything you find in these folders. Be careful deleting cookies or history files, unless you want to delete them all.

The easiest way to clean up temporary files, is to click on start, then on programs, accessories, system tools, and disk cleanup. Delete everything that the program finds.

Expert



Smart Computing Reminder

If anyone subscribes or renews Smart Computing Magazine or associated magazines, they should mention SHCC so the club gets credit. We will get free subscriptions to give away if people do this.



Door Prizes

The SHCC offers door prizes at most regularly scheduled club meetings. The door prizes for the October meeting were not known at the time of publication.

In September, the coveted winner’s circle included:

Bill Cleland won a scanner

Jerry Hess won a Microsoft T-shirt

Marshall Steele won a Visio disc

Joe Katovich won a Smart Computing Magazine issue

Frank Podolski won a Smart Computing Magazine issue

Nina Jarboe won an Internet for Dummies book

Ed Durham won a Mah Jong game disc

Harry Kenney won a Microsoft T-shirt

Bruce Honeck won a Pong game disc

Neil Burk won a Microsoft T-shirt

Ron Frederick won a Microsoft T-shirt

Ralph Osinski won a Microsoft T-shirt

Walter Jendhoff won a CD cases

Tom Mazuchowski won a Smart Computing Magazine issue

Paula Gralewski won a coffee maker

Frank Tundo won a thermos bottle

Jack Voyles won a Microsoft T-shirt

Cliff Miller won a Microsoft T-shirt

Carole Polus won a Smart Computing Magazine issue

Joann Jessee won a Microsoft T-shirt

Ken Baron won an App Dev disc



A Ride In From The Parking Lot

For those that have a problem with the walk from the parking lot into our new meeting location for our monthly club meeting, Jerry Hess will operate a “shuttle service” from the parking lot to the front door. To do this, Jerry will need to be notified before noon of the meeting day, that you will be there and need a ride. He can be contacted by email at jhess@comcast.net or by phone at 586-566-6166. He drives a black Chrysler van and will be at the parking lot around 7 pm. You will need to arrange with him how you both will make contact in the parking lot.



The President's Pen

(Continued from page 1)

interested people willing to be active and perform the duties to get involved. The nominations will be opened this month and again in November just before the elections so be ready and get involved.



SHCC Post Office Box

After 9-11 some of the rules have been changed concerning post office boxes. These changes are intended to make it more difficult for persons using post office boxes to remain anonymous, at least to the post office. If you send anything to the club's PO box don't put a person's name on it. It's OK to use titles such as President, Treasurer, and such. If you use a person's name, your mail will sit at the post office until that person can get to the post office with ID and claim the mail. This just slows down you mail and inconveniences the addressee.



Door Prize Coordinator

There is a need for a Door Prize Coordinator. This person does the very important task of getting the door prizes that are raffled off at the end of the meeting.

A letter of introduction will be provided. This person would go around to various places, and get contributions of items for door prizes.

For more information, or to volunteer for this important club activity, see Don VanSyckel.



Election Announcement

It is time to re-elect our officers. Here is the process, the jobs, and responsibilities:

The nomination process is simple. You can nominate yourself or have another person nominate you for one or more of the offices. All the offices (president, vice-president, secretary, and treasurer) are elected for a one year term starting in January and completing in December. Nominations are taken in October and just before the elections in November. You must be a member to be nominated or to nominate someone.

The elections are usually held at the regular meeting closest to November 1st. The easy way to remember this is that we hold our elections on the same night as the local and national elections are held, in years when there is a national election.

Only members of the SHCC can vote. Ballots will be handed out at the sign-in door. The elections are held during the business portion of the meeting. The person with the majority of the

vote for the office is the winner, for each office.

The jobs of each office are flexible. Some are defined, some change from office to office depending on the officers' capabilities and availability.

In reality the president makes sure the meeting topics are set, the speakers are prepared, writes thank you notes to presenters and door prize contributors, runs the regular club and officer meetings, publishes the minutes to the officer meetings, takes phone calls from potential members and sends information to them, audits the monthly treasurer report and membership databases, tracks door prizes, and handles most of the publicity issues for the club. The WYSIWYG column is optional, but a great forum to pass along information to the members. The president also makes sure that the different coordinators are appointed and do their jobs. The president enforces the constitution and Club's policies. The president does whatever things cannot be done by anyone else. The key to

this job is delegation. The more the president delegates the less there is to do.

The Vice President has the catch all job. So far to date the vice-president has not had to step in for the president, and there have not been any state funerals that they have had to attend. This is an important job. The person must be flexible and be prepared to run the regular and officer meetings if the president cannot attend. This officer usually picks up a project or two during the year to lift the burden from other officers.

The secretary maintains the membership database which is tracked in an Access database. They also put together "New Member Packets" and give them to newly joined members, and members who renew. These packets are already printed, some assembly required! The secretary audits the treasurer report to make sure that the membership money collected matches the membership counts in the database, print the mailing labels for WYSIWYG mailing, and maintains several reports such as a membership list and attendance sheet. The secretary makes sure that sign-in table materials needed at each regular

meeting are there before the meeting, and before people start showing up.

The treasurer maintains records for all the money taken in and paid out from the Club's checking account. The SHCC currently uses Quicken to track the funds and generate reports for the officers. The treasurer also audits the membership counts. The treasurer makes reports to the officers at the officers meeting and four times a year to the Club's membership. All the receipts are collected and maintained by the treasurer.

All the officers attend the officer meeting that takes place during the week after the club meeting. It starts at 7:30PM; time and date are flexible to the liking of all officers.

I hope everyone considers this invitation, this call to service. It is some work, and it is a lot of fun. Normally it takes 3 to 5 hours a month (give or take a few hours) outside of the meetings. The president's job might take a little more, but remember that delegation can lower the burden. If you have any questions concerning the duties, feel free to give any of the officers a call.



if you have PayPal or not. Many of the emails will hit someone who does, and they only need a lot of money from a few suckers to make the effort worth while. Of course, they substitute various bank names for PayPal, too.

Dear valued PayPal® member:

It has come to our attention that your PayPal® account information needs to be updated as part of our continuing commitment to protect your account and to reduce the instance of fraud on our website. If you could please take 5-10 minutes out of your online experience and update your personal records you will not run into any future problems with the online service.

However, failure to update your records will result in account suspension. Please update your records.

Once you have updated your account records, your PayPal® session will not be interrupted and will continue as normal. Go to the link below.

http://www.paypal.com/cgi-bin/webscr?cmd=_login-run

Thank You.

PayPal® Security Center .

Accounts Management. As outlined in our User Agreement, PayPal® will periodically send you information about site changes and enhancements.

Visit our Privacy Policy and User Agreement if you have any questions.

http://www.paypal.com/cgi-bin/webscr?cmd=p/gen/ua/policy_privacy_outside

The first link (to "account records") does not go to PayPal, but goes to www.doctori.biz/pp, a site run by thieves, waiting for you to log in and provide your user name and password for PayPal, or your bank account or other financial service. The login page will look exactly like that of your financial institution. Once you finish "updating" account information, you will be sent to that actual financial site

Internet Fraud

by Bob Schneider, Editor of the PC Keyboard, the newsletter of the Spring Hill Teaching Computer Club, Hernando County, Florida
www.sthcc.net/Drbob1012@hotmail.com

Internet fraud continues to be the fastest growing crime in America (and perhaps the world). The most common technique for fraud today is "phishing." This means that some nefarious person connives you into providing financial account information. They do it by mailing thousands of spam emails to lists of email addresses they have accumulated. Perhaps one of your friends sent a neat joke to

40 acquaintances, including you (your friend's email itself is, of course, spam). Someone out there farms email address. They love it when your friend sends out those appeals and jokes—because they know that every email address they capture (including yours) is current and good. They then send a message like the one below (actually received by the author) to those thousands of email addresses. It matters not

where you can log in and see that everything is in order. The second link (to "Privacy Policy") is a real link to your financial service. It is another part of their smoke screen. But at three o'clock the next morning, there may be some new account activity. The next day, when you log in, you will likely find that everything is no longer in order.

For your Internet and financial safety, never respond to an email asking you to check your account. If you are curious, call your financial institution. Also, you can always log in to your account the usual way (not by clicking on a link you receive in an email) and check anything you wish.

A final note: tell your friends to stop broadcasting your email address to the world, to spammers, pornographers, body part enlargers and thieves. Tell them they can comply with your request if they stop forwarding jokes, requests and other such to you and their other friends. Better yet, send them a copy of this article. They deserve it.

The Editorial Committee of the Association of Personal Computer User Groups (APCUG), an international organization of which this group is a member, brings this article to you.



Where Did All Those Photos Go? File Management

by Jack Wilfore, Hilton Head Island Computer Club, South Carolina

www.hhicc.org/

Do you find that when photos get transferred from your camera to the computer, you feel you have lost control? For now, let's see if we can't gain back just a little of that control.

When photos transfer from your camera to your computer, it's really important for you to know exactly where they go and where they get "filed". There is nothing more frustrating than having your photos or other images or documents, or letters or scans get filed in your computer, and then you can't find them later.

FILE MANAGEMENT

This brings us to the subject of this article, "File Management". Let's begin with the thought that your computer is nothing more than a big filing cabinet. Now it's up to you to decide where and how to organize your "files" on your computer, just as it is with the file cabinet in your office.

DISK DRIVES

Before we get to actually managing your files, a brief review of how your computer stores data. Computers store data on "drives", some drives are inside the computer and some may be outside or external to the computer. You probably already know that the "C" drive stores everything inside the computer. It is the heart and soul of your computer, and when you have a disk crash, it's usually your "C" drive that goes, and you are out of business.

Other drives may include an "A" drive for use of a floppy disk, and a "D" drive designated as CD-ROM drive which is for your CD's. Other external drives, also get assigned letter designations, and could include removable or external drives such as zip drives, or memory cards, or docking stations, or cameras, etc. If you left click on the "My Computer" icon on your desktop, you can see these disk drives. You can

also view what's on each drive by using your left mouse button to double-click on the A, C, or D icon.

There is one very important icon I want to point out, when you are looking at "Windows". The top bar (usually blue) across the top of a window is the Title Bar, the next bar down on the above window is a Menu Bar, and the third bar down is the Task Bar. On this screen shot, I want to point out one very important icon, the UP ONE LEVEL icon within the red circle, which usually looks like a folder with an up arrow. Get familiar with and use this icon to move around within your "drives", or file cabinet.

Try it! If you left mouse click that UP ONE LEVEL icon, the next window you see is the Desktop. Within the Desktop window, you can see the "My Documents" folder, which is the cornerstone of the file management structure.

FILES, FOLDERS AND THE FILE CABINET

I like to think of drives as file cabinets. They store electronic items such as documents, photos, images, spreadsheets, programs etc. Drives may have individual files (usually not a very good idea), and folders which usually contain a collection of files on a particular topic or a particular use.

Recall that the "C" drive stores everything. Now as these files come in, we just can't let them go anywhere. This is where we can actually put them into an appropriate folder of our choice. And this is how you will get your file cabinet organized.

Let's review two key items:

Folders provide that organizational structure to a disk drive, just as they do in a file cabinet. First, you will put labeled folders into your cabinet/drive. Each folder will have a name. When you view the contents of a disk drive,

folders are normally listed in alphabetical order. New folders can be created by right clicking on your desktop, and selecting New > Folder. The new folder appears on your desktop with the blue title where you can now type the name you have selected for that folder. These folders can now be dragged and dropped, wherever you want them.

Files can and usually are put inside folders. This is where you will put your documents, your photos etc. In order to be able to find your documents later within an overstuffed folder, you give each document a unique name. On a PC, it is wise to use the following naming conventions for both folders and files: A file name is made up of two parts: (1) the name of the document and (2) the file extension which is usually assigned by the computer. If you don't see the file extensions in Windows XP, go to Desktop>Tools>Folder Options>View Tab and then unclick "Hide extensions for known file types." You may name a file anything you wish (with some punctuation limitations), but it is preferable to name a file something you are likely to remember later. File names should be no longer than 8 characters whenever possible. Although Windows (and Mac) allow longer file names, you may get in problems while transferring files to other computers if you use longer file names. Also, use only letters and numbers in your file names. Special characters like "-", "/", "&", or blank spaces must be avoided in the file name. The second part of a file name is the extension. In the file text.doc, the word text is the file name and the .doc is the extension, identifying this as a Word document. A period always separates the two. The extension identifies what kind of a document you have. Some examples of file extensions are:

.txt : plain text
 .doc : Microsoft Word Document
 .htm or .html : Web document

.gif , .jpg , .bmp , tif , : images
 .ppt : PowerPoint Presentation

THE STRUCTURE

The File Management structure has a tree type organization or is "hierarchical". And, you have the ability to set up that structure just as you would with the file cabinet in your office.

To clarify how this new knowledge can help, when photos are transferred to your computer, whatever the transfer method might be, somewhere you will be asked to decide "where do you want these photos to go?" Sometimes the program will want to put your photos in either 1) a folder it creates, sometimes named with today's date or 2) into a folder which already exists perhaps as part of your camera software. If this is your preference, make note of both the folder name and its location or path. Sometimes the program will ask you ... and then you can browse and select the destination folder of your choice. In my case, I created a special folder called "from camera" and located that folder in My Pictures, which is in My Documents, which is on my Desktop. Every time I do a photo transfer, I make sure the pictures are going to the "from camera" folder. I can decide later which photos to keep and where I want to store the "keepers". Either way, you should now be able to sketch out on a piece of paper, ahead of time, exactly where your photos are going, which was the objective of this article.

If you have any questions, comments, suggestions, please feel free to send Jack an email at jwilfore@hargray.com

More information on the subject of "File Management" is readily available on the Internet, especially from academic sources. Some of the material for this article has been extracted and credit is due these four excellent refer-

Furman University's File Management or Where Did It Go?
<http://facweb.furman.edu/~pecoy/mfl195/tutorial/>

Duke University's Window's Explorer: Managing Your Files
<http://www.duke.edu/~dhewitt/tutorials/explorer/explor.html>

University of Virginia File Management
<http://www.itc.virginia.edu/desktop/docs/fms/pc/structure.html#hierarchy>

The Editorial Committee of the Association of Personal Computer User Groups (APCUG), an international organization of which this group is a member, brings this article to you.

☺ ☺ ☺ ☺ ☺

Presenters Wanted

The officers invite any member to make a presentation at the main meeting.

If there is some software you have been using and think others may be interested as well, or there is a computer topic you would like to present to other members, please call or e-mail Don VanSyckel. Making presentations is not that difficult. The hour goes by before you know it and there is always enough material to cover in a software package so that the hour is easy to fill.

If there is a topic you are interested in or something you would like demonstrated, please see any of the officers. They are always interested in what the members would like to see.

☺ ☺ ☺ ☺ ☺

WYSIWYG WEB WATCH (www)

By Paul Baecker

webwatch@sterlingheightscomputerclub.org



This column attempts to locate sites containing valuable, amusing and free content, with no overbearing pressure to purchase any-

thing. Send your favorite entertaining, helpful or just plain useless sites (a description is optional) to the e-address noted above, for inclusion in a future WYSIWYG issue. Also check the SHCC web site ("Web Page Reviews") for previous gems.

Fall color driving tours. Sign up for weekly seasonal color updates via e-mail.

<http://www.michigan.org/travel/>

Listen live to over 3000 radio stations on your PC.

<http://www.mikesradioworld.com>

One killer gear deal, one item at a time until it's gone.

<http://www.steepandcheap.com>

Domestic and international entertaining video ads.

<http://veryfunnyads.com>

Six hundred optical illusions.

<http://optical-illusion.org>

Post-9/11 photos of Ground Zero in NYC.

http://www.zombietime.com/wtc_9-13-2001/

Cruise vacation planning guide which includes objective reviews on 225+ ships, 55 cruise line profiles, more.

<http://cruise critic.com>

Global network where members communicate and connect through photographs.

<http://www.fotolog.com>

You might find the answer to your PC technical dilemma here.

<http://ask-leo.com>

Yellow and White Pages, reverse address and phone lookups, zip/area code finder.

<http://www.addresses.com>

Keep the tennis ball in the air.

http://www.mcsaatchi.webcentral.com.au/tennischallenge/optus_tennis_site_edited.html

Locate registered sex offenders in your area with this mapping service.

<http://www.familywatchdog.us>

Print cents-off grocery coupons.

<http://www.couponmom.com>

Collections of architectural as well as non-architectural photos.

<http://www.anarchitect.org>

What a beautiful blue planet!

http://home.att.net/~hideaway_fun/442/planet.htm

Unusual architecture, despite poor spelling in captions. Select almost any section under "Architecture".

<http://m3mary.com>

A simple "wash me" has expanded to this. See the gallery and the video.

<http://www.dirtycarart.com>

23 ways to speed up WinXP without defragging

<http://www.techbuilder.org/recipes/59201471>

Hundreds of old time radio shows - comedy, music, westerns, mysteries, more. Listen or download.

<http://www.radiolovers.com>

Every day is Personal Firewall Day - here's why.

<http://www.personalfirewallday.org>

Search for discount prices on books.

<http://www.campusbooks.com>

Free .pdf file creation utility.

<http://sourceforge.net/projects/pdfcreator>

History through 150 years of pictures.

<http://www.picture-history.com>

International TV ads.

<http://www.ad-awards.com>

Photos of stuff on cats. Go to "Categories".

<http://www.stuffonmycat.com>

Great Images in NASA library of images: Over a thousand images of significant historical interest.

<http://grin.hq.nasa.gov>

View video from camera on eagle's back for bird's eye view of the world.

animal.discovery.com/convergence/spyonthewild/birdtech/birdtech.html

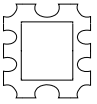
Home improvement and home repair video tutorials, tips, advice, projects & products.

<http://www.easy2diy.com>

Free utility launches documents, files, folders, and bookmarks with just a few keystrokes.

<http://www.launchy.net>





**STERLING HEIGHTS
COMPUTER CLUB**
PO Box 385
Sterling Heights, MI 48311-0385



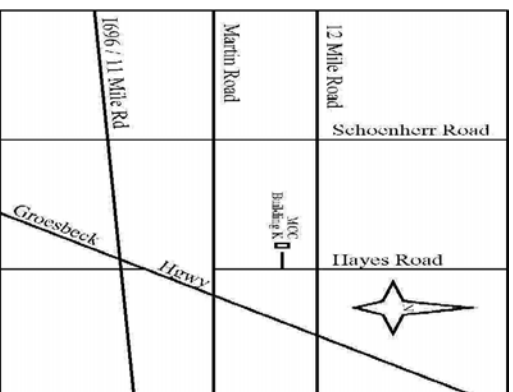
OCTOBER AT SHCC:

TUESDAY OCT 3

Main Meeting. 7:30PM

Macomb Community College
South Campus
14500 E 12 Mile Road, Warren
John Lewis Community Center
(Building K)
(Enter from Hayes Road)

**“Internet Safety” by
Michael S Cali from
Computer Friendly
Homes**



SIGS

MONDAY

NetCom SIG

October 2

7:00PM at the Macomb County Library.

THURSDAY

NOVICE SIG

October 19

7:00PM at the Macomb County Library.

MONDAY

PC SIG

October 30

7:00PM at the Macomb County Library.

NOVEMBER: “What’s New for the Holidays” will be presented by a representative from CompUSA

DECEMBER: “How to Sell on eBay” will be presented by Mary Lou Metzger from The Sterling Heights Public Library