



THE WYSIWYG



\$3.00

January 2011

Volume 23, Issue 1

STERLING HEIGHTS COMPUTER CLUB

PO Box 385

Sterling Heights, MI 48311-0385

TUESDAY Jan 4

Main Meeting

7:30 PM

Meeting topic not available at the time of publication.

The President's Pen

by Don VanSyckel



Wow!! 2011 already! Remember when 2000 was approaching and the world was coming to an end? Well, not actually the world, just every computer in the world.

Even if one of these topics appeals to you to see, let me know.

Selecting a presentation topic is one of the harder duties facing the officers each month. A little help would be appreciated.

See you Tuesday. Be surprised. We will have a topic. See you then.



Member Classified Ads

Send any classifieds to the WYSIWYG Publisher at the club's PO Box, or to his e-mail address posted on page 2 of the newsletter.

Ads are available to SHCC members and are limited to computer related items for non-commercial purposes. There is no charge for members classified ads.



Attend A SIG

If you do not attend the SIG meeting, you are missing out on important club benefits available to you. These small group get into more detail and question and answer sessions than is possible at the main meeting.



IN THIS ISSUE:

The President's Pen	1
About SHCC	2
SIG Meeting	3
Understanding and Creating Lists	3
Novice SIG Thoughts	3
Door Prizes	4
"Bring A Friend" program	4
TrendMicro Titanium - A New Concept in Security	5
Social Networking For Seniors	6
Acronics True Image Home 2011	7
While Wandering The Web	9
Verbatim PhotoSave BackUp DVD	9
SHCC January Schedule	10

I hope each of you had a merry Christmas and you're rev'ing up for a happy New Year. What better place to start off the new year than the SHCC. It's getting more difficult to arrange interesting meeting topics. Please do two things:

- 1) If you have any hot ideas, or even luke warm ones, about topics and presenters, contact any of the officers
- 2) Keep your fingers crossed that things open up.

At this time we do not have a presenter scheduled but we have several ideas. One of those ideas is that some member got a hot new something for Christmas and would be willing to share their experiences with us.

Some of the topics we've considered are:

- * Blogs and blogging
- * Open Office Dot Org demo
- * Databases at home
- * Encrypt your laptop hard drive
- * Internet phones

If you can present one of these topics or would work with someone else with a presentation, let me know.

Guests and visitors are welcome. People can attend any SHCC meetings during two consecutive months before deciding to become a member or not. Meetings include the main meeting and SIGs. July and August don't count since there is no main meeting. Membership includes admission to all SHCC functions and the newsletter. Membership is open to anyone. It is not limited to the residents of Sterling Heights.

DUES: \$25/YEAR

CLUB ADDRESS: PO Box 385, Sterling Heights, MI 48311-0385
CLUB E-MAIL ADDRESS: Info@SterlingHeightsComputerClub.org
CLUB WEB PAGE: http://www.SterlingHeightsComputerClub.org

Resource People:

Family Tree	Rick Schummer
Firefox	Don VanSyckel
FoxPro	Rick Schummer
Internet Explorer	-
MS Publisher	Rick Kucejko
MS Word	Rick Schummer
WordPerfect	-
Spreadsheets	Rick Schummer

SHCC Coordinators:

Associate Editor	Rick Schummer
Door prizes	Sharon Patrick
Greeter	Lindell Beck
Newsletter publisher	Rick Kucejko
Windows SIG	Jack Vander-Schrier
Program Coordinator	Jerry Hess
Publicity	Patrick Little
Resource People	open
Mtg. Welcome desk	Jim Waldrop
Web Page	Don VanSyckel

2011 SHCC Officers

President: Don VanSyckel
 Secretary: Rick Kucejko
 V. President: John Rady
 Treasurer: Ed Trombley

Four Month Meeting Schedule:

JANUARY 2011

4 - SHCC - Main Meeting
 5 - COMP meeting
 9 - SEMCO meeting
 18 - MS Windows SIG

MARCH 2011

1 - SHCC Main Meeting
 2 - COMP meeting
 13 - SEMCO meeting
 MS Windows SIG

FEBRUARY 2011

1 - SHCC Main Meeting
 2 - COMP meeting
 13 - SEMCO meeting
 MS Windows SIG

APRIL 2011

5 - SHCC - Main Meeting
 6 - COMP meeting
 10 - SEMCO meeting
 10 MS Windows SIG

Special Interest Group:

MS-DOS (Main)	IBM compatibles
Windows SIG	Intermediate users discuss various topics

Contact Information:

Lindell Beck	586-939-4278	ljb48312@gmail.com
Ron Frederick	586-294-5687	frederic@gdls.com
Jerry Hess	586-566-6166	jhess@comcast.net
Rick Kucejko	248-879-6180	rick@kucejko.com
Patrick Little	586-264-1497	pblittle@wideopenwest.com
Sharon Patrick	586-268-3626	espee37@att.net
Rick Schummer	586-997-1451	rick@rickschummer.com
Ed Trombley	586-254-1172	ejtrombley@comcast.net
Don VanSyckel	586-731-9232	don@vansyckel.net
Jack Vander-Schrier	586-739-5952	jvanders@comcast.net

Other Computer Clubs:

As a member of SHCC, you can attend meetings of other clubs where we have reciprocating membership agreements, at no charge.

Computer Club of Marysville and Port Huron (COMP)

Time: 1st Wednesday, 7:00PM
 Place: Mackenzie Bldg, Room 201, St Clair Community College, Clara E McKenzie Library-Science Building, 323 Erie St.
 Port Huron, (810) 982-1187
 Web Page: http://www.bwcomp.org
 Reciprocating: Yes

South Eastern Michigan Computer Organization (SEMCO)

Time: 2nd Sunday at 1:30PM
 Place: The Engineering Society of Detroit 20700 Civic Center Dr. Southfield, MI 48076 Suite 450 4th Floor
 Web page: http://www.semco.org
 Reciprocating: Yes

The OPC (Older Persons Commission) Computer Club

Time: Every Tuesday at 10:00
 Place: OPC in Rochester
 248-656-1403.

Web page: http://www.geocities.com/Heartland/Village/1904/

No cost for residents to join or attend meetings. \$150 fee for non-residents
 Reciprocating: No

Newsletter submissions are due 10 days before the club meeting, but the earlier the better. They should be sent to :

WYSIWYG Publisher
 5069 Fedora, Troy, MI 48098

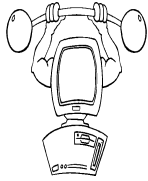
OR at the e-mail addresses: newsletter@SterlingHeightsComputerClub.org

© Unless stated otherwise, all materials contained in this newsletter are copyrighted by the Sterling Heights Computer Club. License is hereby granted to other clubs (non-profit) to reprint with credit.

The WYSIWYG was printed by STERLING PRINTING AND GRAPHICS, located at 35976 Mound, Sterling Heights, MI 48312.

SIG Meeting

MS Windows SIG



The location for the Microsoft Windows SIG meetings will alternate between the Sterling Heights Public Library and the Clinton-

Macomb Public Library, since neither library will allow a pre-arranged monthly meeting to be scheduled for months in advance.

In January the SIG meeting will be on Tuesday, January 18 at the Sterling Heights Public Library. (The date is subject to change so please check the web site prior to the meeting..)

Intermediate level computer topics are discussed, aimed at users with some knowledge of computers. Questions and answers regarding your computer will be discussed as always.

For more information about the SIG, call or e-mail Jack Vander-Shrier (phone number is on page 2), or check the club web site.



Location Of The Sterling Heights Public Library

The Sterling Heights Public Library, at 40255 Dodge Park Road, is located just south of Utica Road. A large sign reading "City Center" marks the driveway to the library and parking. The Programming Center, where the meeting is held, is just inside the front door of the library.



Understanding And Creating Lists

There are two types of lists commonly used in printed material. The first is a bulleted list, and the second is a numbered list.

A bulleted list is a nothing but a list of individual items with a symbol to the left side of the first line of each item in the list. For example, the following is a bulleted list:

- This is the first item in the list
- This is the second item in the list. There is more than one line in this item. Notice that the extra lines are aligned with the line above, not with the bullet or the text margin.
- This is the third item in the list.
- This is the fourth item in the list.

In the case of this bulleted list, the symbol used as the "bullet" is a small dot. A numbered list is a little bit different. It consists of a series of items, each with a sequential number in front of it. Numbered lists are used extensively in "how to" writing to describe a sequence of steps to be followed.

This usage points out the primary way you can decide which type of list to use. If you have a sequence of steps, which must be followed in order, then

you should use a numbered list. If you have a group of items to which you want special treatment given, but they don't represent a series that must be followed in sequence, then you should use a bulleted list.

Word allows you to quickly and easily create lists. To do so, follow these steps:

1. Type your list, only pressing **ENTER** at the end of each item in the list. If an item runs more than one line, do not press **ENTER** at the end of each line.
2. Select all the items in the list.
3. Click on the Bullets list tool to create the bulleted list or the Numbering tool to create a numbered list. (If you are using Word 2007 or Word 2010, these tools are located on the Home tab of the ribbon, in the Paragraph group. In older versions of Word they are located on the Formatting toolbar.)

Copyright © 2010 by Sharon Parq Associates, Inc. Reprinted by permission. Thousands of free Microsoft Word tips can be found online at <http://word.tips.net>.



Novice SIG Thoughts

There may be enough interest in reforming the Novice SIG at this time. This SIG would cover topics and address questions of interest to users new to computers. If you are confused by computer terminology and topics talked about at the main meeting or the Windows SIG, this SIG may be for you. To assess the interest level, if you are interested, please e-mail Rick Kucejko at rick@kucejko.com to express your interest in the SIG.

We would also need a SIG leader for the SIG. If you have some basic

knowledge of computers, you would likely be qualified to do this. The SIG leader does not need to present at all the meetings, but then would need to schedule a meeting presenter.

It is anticipated from the previous Novice SIG, there would be a small number of people interested, thus, making the meetings small and informal, concentrating mainly on questions and very basic computer topics. If interested, contact Rick Kucejko. If interested in knowing more details about the leader position, talk to Don VanSyckel, the leader of the previous Novice SIG.



SHCC Business

Door Prizes

The SHCC offers door prizes at most regularly scheduled club meetings. In December there were no door prizes available, so the following two member names were drawn, and they will get the first choices for door prizes in January:

Carl Witowski

John Beauchamp



Presenters Wanted

The officers invite any member to make a presentation at the main meeting.

If there is some software you have been using and think others may be interested as well, or there is a computer topic you would like to present to other members, please call or e-mail Don VanSyckel. Making presentations is not that difficult. The hour goes by before you know it and there is always enough material to cover in a software package so that the hour is easy to fill.

If there is a topic you are interested in or something you would like demonstrated, please see any of the officers. They are always interested in what the members would like to see.



If your e-mail or mail address changes, please e-mail: secretary@SterlingHeights ComputerClub.org

Continued 'Bring A Friend Program' For The Improved Door Prizes

The past "Bring A Friend" program has helped to bring new visitors to our club. Thus, we will continue this program for now.

Bringing a new guest will still qualify a member for a special door prize drawing to be held before other door prize tickets are drawn. The new person must fill out a new member sheet at the check-in desk. These special drawings will only be held in November and April.

Members who bring a guest between December 2010 and April 2011 will be put on a list, and then be eligible for the special drawing in April. Between May and November of 2011, eligibility will be for the November special drawing. If not present at the special drawing meeting, the member would automatically be added to the next special drawing meeting.

Last Month's Meeting

In December SHCC member Rick Schummer presented "Being Social with Twitter, Facebook, and LinkedIn". Rick did a great job and the time flew by too quickly. Rick didn't cover everything he had intended to so we might be able to get him back to cover the rest.



For the months with the special drawing, at the end of the meeting we will draw for prizes from the 'special' door prize tickets first. As with all of our door prize drawings, the first ticket drawn will get the first pick from all the door prizes, including our special bonus prizes. After the special drawings, the remainder of the special door prize tickets which have not been drawn, will be added to the regular door prize tickets, and the regular door prize drawing will be held. Not all the special tickets may be drawn in the special drawing stage. The more friends you bring to the meeting, the more chances you have to win.

Members who are eligible for the special drawing will also get a regular door prize ticket for the regular door prize drawing. Thus, these members could get two door prizes at the meeting.

Friends who count for earning you a special door prize ticket must be 'new' to SHCC., and have never been to any SHCC meetings in the past.



SHCC Emergency Shutdown

If a club meeting is canceled an email will be sent to members by an officer, or the coordinator if a SIG meeting, at least an hour before the scheduled start of the meeting. If you have an issue with your email call one of the officers or the coordinator of the SIG. Don't call too early, the decision might not be finalized yet. All members are encouraged to keep the club up to date with their email address.



TrendMicro Titanium—A New Concept In Security

by Ira Wilsker

<http://www.trendmicro.com>

<http://www.soluto.com>

I am a software junkie. I like trying new software, often seeking out the gems that can improve performance, or increase security. Recently, I installed a most intriguing product that promised both the epitome of online security along with a noticeable increase in performance due to the utilization of less system resources. This product is the newly released TrendMicro Titanium Maximum Security.

I have been an avid user of anti-virus software since the earliest days of the internet, switching to more comprehensive software as the threat matrix evolved. The threats started as simple viruses, and then worms, Trojans, and other forms of spyware. Malware of other varieties started to appear and then became endemic, including other forms of spyware, keyloggers, rogue antivirus, online scams, compromised but otherwise legitimate websites, identity theft schemes, and a panoply of other newly created cyber threats. As the threat landscape increased, the traditional antivirus software started to become technically obsolete as it could not protect from the myriad of threats, and security suites evolved into comprehensive protection that depended on bloated software which inevitably degraded computer performance. Some of the recent security suites created such a drag on performance that boot times became excessive, and opening files would be so slow that user frustration set in. The security software publishers were well aware of this predicament, and worked hard to produce software that provided comprehensive protection without dramatically sacrificing computer performance.

TrendMicro has accomplished this most worthy goal with its new Titanium series of security suites.

A few weeks ago I installed the newly released TrendMicro Titanium Maximum Security. It installed quickly and smoothly with a minimum of user intervention. After rebooting the computer immediately following the install, I was pleasantly amazed that my computer seemed to boot much faster than it had with my previous security suite. Using the Solutio boot management and monitoring software (www.soluto.com), my boot time was reduced by about half, meaning my computer was booting up twice as fast, the only difference being uninstalling my previous security suite, and installing the Titanium Maximum suite.

Being one who likes to explore the features of any new product, the first thing I wanted to do was update the malware signatures, but was surprised that there is no such button or link on the software console (main software window). When right-clicking on the red ball TrendMicro icon in the task bar, and opening the control console, I was greeted with a popup that said, "Never click an update button again ... Seriously, you don't need it anymore. TrendMicro Titanium Maximum Security automatically keeps you up to date with the latest protection, so you don't need to check for updates." This lack of frequent signature file updating may have been an acute disadvantage with earlier security products, where failure to update frequently would leave the computer vulnerable to new threats, but it actually is an advantage with this new product since it uses "Cloud Technology" to continuously keep the signatures updated without the need for periodic signature updates. This also acts to en-

hance protection since there is minimal lag time between detection of new threats, the development of countermeasures, and the protection on the computer. With previous products, many users had a false sense of security for which they sometimes paid dearly, as they did not download the latest updates in a timely fashion; this is not a problem with TrendMicro's Cloud Technology. To be fair, there is a selection that says "Check for program updates" on the program icon, but these are software updates, and not new malware signature files. To the credit of TrendMicro, they do frequently push software updates and improvements to the user.

The main console offers a Security Summary, a System Tuner, Parental Controls, and Subscription Information. The security summary displays the threats that have been detected and neutralized, with the option of preparing periodic graphical reports, or exporting the results to a CSV file that can be utilized by database and spreadsheet programs. The results can also be exported to a plain text (.txt) file if desired.

The Parental Controls, System Tuner, and other features can be accessed by clicking on the Tools button. Some of the other features accessible in this manner are a Secure Erase utility, Data Theft Prevention, Trend Micro Vault, and a Free Tool Center. The Parental Controls utility is intended to protect children from inappropriate websites, control access and online time, and provide detailed reports to the parents on the child's online activity. The System Tuner can clean junk files freeing up hard drive space, manage what loads at boot in order to improve startup performance, clean history files, schedule tune-ups. The System Tuner also includes a comprehensive registry cleaner, and a feature that protects internet privacy. The Secure Erase offers an option to securely delete files such that they are unrecoverable, and complies with government data security standards.

Data Theft Prevention protects sensitive data including credit card numbers, passwords, and email addresses from hackers and spyware, which may attempt to steal such vital personal information. The Trend Micro Vault is an encrypted, password protected Windows folder that can protect sensitive files; in the event the computer is lost or stolen (a common occurrence for laptop and notebook computers), the Vault can be sealed remotely, preventing illicit access to those sensitive files. If the computer is recovered, the authorized user can unlock the directory. The Free Tool Center opens a webpage that offers online backup services (10 gb provided free, up to 100 gb available); Housecall free online security scanning; Guarded ID Standard version which encrypts keystrokes to defeat keyloggers; SafeCentral, a fee based security system that protects online activities such as online banking; and DriveClonePro, a comprehensive backup utility.

Users should periodically perform a scan of their computers, and this product offers a very fast Quick Scan, a comprehensive Full Scan, and a selective Custom Scan. In independent speed tests, TrendMicro Titanium Maximum Security completed a full scan of a hard drive in half the time of the next fastest name-brand security suite, in one-fourth the time (four times faster) than another top-selling competitor. In addition to being the fastest scanner tested among the major brands, Titanium also had the smallest memory footprint (least resources used), fastest file copy, and took up the smallest amount of hard drive space.

While the default settings are entirely adequate to provide reasonable security, the user can control the virus and spyware settings, degree of protection from web threats, set protection from malware spread through instant messaging, select comprehensive spam filtering, and configure some other forms of protection.

In the few weeks that I have been using TrendMicro Titanium Maximum Security, I have been very impressed with the improved performance of my computer, the comprehensive protection that has been provided, and the additional performance, tools, and security enhancements available. For those users who want a modern and technologically advanced commercial security suite, I can recommend TrendMicro Titanium Maximum Security. The Maximum suite which I have been using, retails for \$79.95, and includes a one-year license for up to three computers.

For those who may not need all of the extra tools, there is a Titanium Internet Security for \$69.95 retail, also for

use on up to three computers. For those only needing basic security from malware, there is a \$39.95 TrendMicro Titanium Antivirus+, but that is only for use on a single computer.

Bargain hunters can find these products locally in the big-box stores and online at significant discounts from the retail price, which only enhances the return on the investment. At whatever price, TrendMicro Titanium Maximum Security would be a wise choice for a security suite.

This article has been obtained from APCUG with the author's permission for publication by APCUG member groups.



Social Networking For Seniors

by Hewie Poplock "Hewie's News & Reviews"
(www.hewie.net)

There is a new report that shows that Internet users 50+ have nearly doubled in just the past year, from 22% to 42% in 2010. The survey goes on to say that almost half of Internet users 50-64 and about 26% users age 65 and older now use social networking sites.

While email and online news are still more appealing to older users, these people are now using the social sites and are repeat users, at that. The report goes on to say it shows that one attraction to seniors and others as well, is reconnecting with people from their past. It also states that older adults are more likely to be living with a chronic disease and are more likely to seek out online support with others afflicted or with medical professionals.

I am in the "older adults" category, as are many of my friends. Although I am more technically savvy than most, I am still seeing many people from my past and present in my age group using Facebook. I also must say that I

have many friends who resist this new social stuff.

I am amazed that many of my friends, who have resisted a lot of the Internet hoopla and used AOL for many years because it was easy, are using Facebook and doing so daily. Some are very passive and are mostly lurkers. Others have immersed themselves in social networking and have renewed friendships and have become closer friends to many that they only occasionally see in person.

I have never played any of the games on Facebook and "hide" the references to Farmville, Mafia Wars, and such. I don't post that I went to a movie or had stopped at McDonalds on the way home, but do not mind when my "friends" do. I do enjoy seeing pictures from my friends, hearing that my real estate sales friend sold a home, hearing that another friend found a job, or a friend's daughter finished a charity race.

Each of us has our own interests and it is fun sharing them with your friends.

I enjoy seeing what others do and what they are interested in. I can see what others in my age bracket find fun and interesting when using social networking. Being the careful and responsible computer person that I am, I always watch what I say and post to protect my information and the information of others. I also advise others to use the privacy settings that they are comfortable with and not to post anything that they do not want the whole world to see.

The report also says that social media bridges generational gaps. I totally agree. I see that grandparents and the rest of the family keep in touch, but

all need to remember that what you share with your peers may not be items that you want to share with your family, your bosses, or your ex.

Various organizations that work with older adults, such as AARP, Older Adults Technology Services (OATS) and Project GOAL, have been actively promoting social media resources that are relevant to mature users.

This article has been obtained from APCUG with the author's permission for publication by APCUG member groups.



Acronis True Image Home 2011

A Software Review by Dr Herb Goldstein
Sarasota PC Users Group www.spcug.org

Nightmares can come in abundant varieties, but the day you turn on your computer and nothing happens you are in for a whole new meaning of the word. As your heart sinks somewhere around the level of your shoes, visions of years of accumulated files, data, and software flash before your eyes as the sudden realization that maybe it's all gone nauseatingly sinks in. Are we talking about a rare occurrence? Unfortunately, it's a lot more common than you might think. Computers and their component hard drives are, after all, man-made electronic devices that are subject to an enormous variety of glitches. Preparing yourself for the inevitable day they visit you is the name of the game called *BACKUP!*

Yes, decent backup software used regularly needs to be the very first thing installed on your computer after its operating system. To do otherwise is an invitation to the disaster that time alone will inevitably visit upon you.

Backup software comes in a variety of types but it is commonly recognized that "imaging" is the most complete

and accurate. Only imaging produces a byte-for-byte true reproduction of the contents of your original hard drive. Leading popularity today in the world of imaging backup software today is Acronis True Image Home 2011. My True Image backups have on at least 5 occasions for me over the years restored dead computers/hard drives to full functionality from an otherwise total loss. A veritable electronic lifesaver.

Acronis True Image Home 2011 is currently available for free trial download at acronis.com. You are urged to try it and put it through its paces before purchasing. Some careful reading and using is necessary to employ it properly. In addition, it comes with a "Swiss-army knife" of extra utilities that greatly increase its functionality when properly used. Acronis offers enough trial time for you to familiarize yourself with the software.

To use True Image Home 2011 most effectively you should setup a regular schedule of automatic backups. Personally, I have elected to perform a full backup every 14 days implemented with a regular differential

backup daily. Regular scheduled differential or incremental backups take hardly any time at all and can keep your backups current on a daily (or whatever interval you elect) basis. It is essentially a simple "set it and forget it" automatic procedure. Once your backups have been created, you can easily restore any part or all of it as necessary. Although you can elect to backup only your email or other specific data files, it is highly recommended that you backup your entire hard drive which allows you to restore its entirety or individual files as necessary.

Your backups should be placed on an external USB-connected hard drive of more than adequate size to accommodate them. Such drives are readily available today at relatively modest expense. For safety's sake, you can also easily disconnect and store them at a different location from your computer if you so desire.

If you were to use True Image Home 2011 only for routine backups and restores it would be worth its entire cost, but its passel of new and improved utilities make it an easily worthwhile investment.

Predefined backup schemes designed for specific user needs - from a disk space-efficient scheme suitable for users with limited backup storage capabilities to a scheme for those users who need higher security for their data and system. The program offers different backup schemes for disk and file type backups. You just select a scheme and the program automatically manages your backups. In addition, you can create a custom backup scheme which will exactly suit your needs.

Check points - The Acronis Backup Explorer timeline shows Windows and software installation and update dates. Moving your mouse over a check point opens a balloon with information about the update or software. With check points you can

check the changes to your system and recover the system to a specific backed up state.

A Non-Stop Backup feature automatically creates incremental backups every five minutes, allowing users to roll back their system, files, and folders to any point in time. In addition, you can now use the Acronis Secure Zone as Nonstop Backup storage. This may be desirable for notebook users with a single hard disk drive, however it defeats the purpose of keeping your backup separate and apart from your current hard drive in case it fails.

A Try-And-Decide feature allows temporary trial installation of new software which permits you to consequently completely eliminate it before any system changes are made.

Acronis Online Backup permits offsite continuous backup online to an Internet location.

A new and attractive graphical interface makes for easier program manipulation. Windows 7 is fully supported in all program aspects. A Plus Pack option, which allows you to restore your PC to dissimilar hardware regardless of make, model, or installed components, or to a virtual machine.

While the software contains a "cloning" feature to copy your hard drive contents to a new drive, you are advised instead to restore a backup image of your old drive to a new one. The cloning feature can get somewhat "sticky" and is best avoided.

An Erase feature allows to completely and permanently erase the contents of your hard drive. This is a must for safety sake before disposing of a hard drive.

Automatic update notification. By default, True Image Home 2011 will automatically inquire about the availability of a program update at every program start. When an update is available, Acronis True Image Home

2011 will offer to download and install it. You can also check for availability of updates manually through the Help menu. This current highly useful feature makes updating a much easier and more convenient process.

New Backup Explorer. Now you can use the Acronis Backup Explorer's time line for exploring not only Acronis Nonstop Backup and Acronis Online Backup contents, but contents of all other backups as well. Clicking My backups in the main window will show all your backups on the time line. In addition, you can start recovery of disks and partitions right from the time line.

Enhanced scheduler. The completely redesigned scheduler makes scheduling much easier. In addition, it now allows you to wake up the sleeping/hibernating computer to perform a backup. The "At system shutdown" and "At user logoff" options are now available to users of Windows Vista and Windows 7.

Drag & Drop functionality. You can recover backed up files by dragging them from Acronis Time Explorer to your Desktop or a folder of your choice. In addition, you can create shortcuts for backups by dragging their boxes from the My backups area on the main screen to your Desktop. This will allow you to run a backup by simply double-clicking on its shortcut. You can also create shortcuts for frequently used Acronis tools by dragging their icons from the Start menu to the Desktop.

Integration with Windows 7 Control Panel. True Image Home 2011 replaces Windows Backup in the Backup and Restore item. The Backup and Restore window will show the Nonstop Backup and your oldest disk or partition backup. You will be able to recover the backed up data, refresh the backups, and pause/start Nonstop Backup directly from the Control Panel.

Over a period of many years, SPCUG has been served by our backup guru and Acronis representative, Gene Barlow and his wife Linda. They have provided us with backup presentations, advice and assistance and Acronis software at substantial discount. You can purchase this excellent product from Gene for about half the normal list price by going to his secure web site at www.ugr.com. Use the following order code (UGTI2011) when placing an order to get the discount price of \$29.

This article has been obtained from APCUG with the author's permission for publication by APCUG member groups.



No WWW Column This Month

Too cold to surf this month, and no wind available for the waves.. We will have a column nest month.



World Wide Web Column on the Club Web Site

Check out the improved section on the web site. You can see past web sites reviewed in the column on our club web page. They are arranged into various topics to help locate a specific site.



Member Ads

Ads are available free to SHCC members, and are limited to computer related items for non-commercial purposes. Any ad shall be a maximum of twelve newsletter lines of text.



While Wandering the Web

by Dave Gerber, APCUG Director (dgerber@apcug.net)

Free Templates for Printing Labels and Business Cards in an Instant autofillPDF-Labels 1.0 is a site that's got tons of free, fillable PDF label templates for U.S. letter-size label sheets. Fill your information in one field and watch as your information automatically fills all label fields within that sheet! All you need to do is download and open up a template, fill a label field, and hit the Tab button on your keyboard! Print your labels in an instant.

The site offers a complete collection of basic formatting templates for address, shipping, mailing, and CD labels as well as file folder, round, name badge, business card, and all popular Avery label sizes are available — among many more choices! PDF is an ISO International Standard: ISO 32000-1. PDF Reader Required.

Four types of auto fill basic formatting templates for labels and business cards are available:

1. Autofill all label cells with the same information in seconds.
2. For Shipping/Mailing labels, autofill information for FROM and TO - excellent for multiple shipments to one address.
3. For Shipping/Mailing labels, autofill information for FROM & insert manually different information for TO
4. autofill image insert and text for popular size labels and business cards

Also, there are templates for manually inserting different information into each label cell.

Check it out!

<http://www.worldlabel.com/Pages/autofillpdf-labels.htm>



and click the record button. I tried the manual mode to consolidate photos that I had saved on various flash and USB drives. It's just a matter of navigating the easy to use interface to the appropriate drive, select the photos you want to save and press the record button. The Photo Save DVD supports multiple recording sessions allowing you to add more photos later. The disk recognizes more than 80 different photo file formats and you can store approximately 2000 photos.

You know how vulnerable photos can be on a hard drive, with the PhotoSave DVD you can make multiple copies of your photos easily and affordable. The disks come in 3 and

28 5 packs at \$9.99 and \$14.99 respectively. Verbatim PhotoSave DVDs can be used with Windows 2000, XP and Vista systems. You will not be sorry about your investment.

This article has been obtained from APCUG with the author's permission for publication by APCUG member groups.



Verbatim PhotoSave BackUp DVD


reviewed by Bill James, Editor, Computer Club of Oklahoma City
www.ccokc.org [wijames\(at\)sbcglobal.net](mailto:wijames(at)sbcglobal.net)

Every so often a new product hits the markets and literally blows your socks off. Such is the case with Verbatim's PhotoSave DVD which the company is promoting as 'the effortless way to preserve your memories. Digital cameras today afford you the opportunity to amass huge amount of pictures. You want to keep these precious memories in a safe a secure place. When was the last time you were looking at your favorite pictures on your hard drive and thought about backing them up but wish you did not have to buy an additional HD and mess with complicated backup software?

Now there is a product that takes all the work out of making archival DVDs without using any additional software. Verbatim PhotoSave DVDs

are recordable DVDs that makes finding and saving photos absolutely effortless – even if you have never burned a disc before. Verbatim PhotoSave DVDs feature integrated software that launches automatically when the disc is inserted into a DVD-R drive. The process of searching for photos on your hard drive is automated so you only need to click on the record button to save your photos from a PC. The PhotoSave DVD also allows manual so you can search and burn photos from a digital camera or other devices that is connected to a PC.

I found the whole process effortless. It is a 1-2-3 step process. There is no software to install. Insert the DVD, the software searches for the photos




Request For Door Prizes

Your Computer Club Needs You, or at least your 'stuff.' We could use a bit of help in accumulating useful items for the door prize give away. Please take a look and see if you have any computer related items or equipment that you no longer need and that might be of value to another club member. If you come across some treasures, just bring them to the next club meeting and pass them along at the speaker's table.



**STERLING HEIGHTS
COMPUTER CLUB**
PO Box 385
Sterling Heights, MI 48311-0385



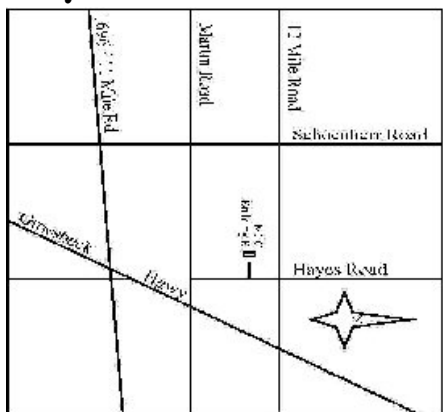
JANUARY AT SHCC:

TUESDAY Jan 4

Main Meeting. 7:30PM

Macomb Community College
South Campus
14500 E 12 Mile Road, Warren
John Lewis Community Center
(Building K)
(Enter from Hayes Road)

Meeting topic not
available at time of
publication.



SIG

TUESDAY

January 18

MS Windows SIG 7:00PM at the Sterling Heights
Public library.