




THE WYSIWYG



\$3.00

April 2008

Volume 20, Issue 4

STERLING HEIGHTS COMPUTER CLUB

PO Box 385

Sterling Heights, MI 48311-0385

TUESDAY April 1
Main Meeting
7:30 PM

“Microsoft Windows Vista - What it takes to successfully migrate to Windows Vista at home” presented by Jeffrey Bates from Microsoft Corporation

The President's Pen

by Don VanSyckel



What to write about? I don't have a large budget which translates to I don't have a bunch of new stuff all the time. I've covered many computer topics in the past and sometimes you just can't think of topics; you just go blank! Then I had an idea. I recently renewed my subscription to “Smart Computing” magazine; I'd scan these for topics. I have more 'old' paper magazines than I should but I justify it because “you never know when you might need something in one of those old issues”. So when Smart Computing offered an electronic subscription, I took that. I've had other electronic subscriptions where you were emailed the info, like we do with our newsletter, which is fine if the attachment is below the size threshold to allow this. The Smart Computing Magazine PDFs are too large for email.

paper and 4) you can always find the magazines.

So back to an idea to write about, I starting looking through recent issues of Smart Computing. In just scanning the main article teaser headline on the front covers I decided Smart Computing really does have a nice variety of subjects they cover that are pertinent to the home PC user. Subjects included home network, fixing PCs, DVD's and HD-DVDs, PC tune up (run faster), laptops, critical PC settings and how to adjust and save them, build it yourself PCs, PC errors and how to proceed, make PC startup and shutdown faster, and speed it up. Some of these topics I've already written about and others I haven't.

Then I got the idea that your reading, write about the wealth of information you can get from Smart Computing Magazine. Also Smart Computing Magazine helps to support local computer clubs. Our club gets subscriptions for Smart Computing from the magazine. We choose to give these away as door prizes at the meetings. To give the club credit you must do it at the time you're subscribing or renewing. The process is a bit tricky, possibly intentionally, to have the club get

(Continued on page 4)

The downside of a magazine subscription delivered as a PDF is that you need to read it on your PC and you can't use a highlighter on the pages. Of course, if you want a print of a particular article you can print it, but I wouldn't print the whole magazine all the time. The upsides of PDF delivery are 1) you can make a back up copy 2) if you take your laptop with you including the PDF on the hard drive adds no weight or space (physical volume), 3) the PDFs are easier to search than

IN THIS ISSUE:	
The President's Pen	1
About SHCC	2
Resource People	2
SIG Meetings	3
Ask the Expert	4
Door Prizes	4
From The Dealsguy	5
Tweak Your PC To Keep It Running Fast, Feeling Good, And Looking Young	7
WYSIWYG Web Watch	9
SHCC April Schedule	10

Guests and visitors are welcome. People can attend any SHCC meetings during two consecutive months before deciding to become a member or not. Meetings include the main meeting and SIGs. July and August don't count since there is no main meeting. Membership includes admission to all SHCC functions and the newsletter. Membership is open to anyone. It is not limited to the residents of Sterling Heights.

DUES: \$25/YEAR

CLUB ADDRESS: PO Box 385, Sterling Heights, MI 48311-0385
CLUB E-MAIL ADDRESS: Info@SterlingHeightsComputerClub.org
CLUB WEB PAGE: http://www.SterlingHeightsComputerClub.org

Resource People:

Family Tree	Rick Schummer
Firefox	Don VanSyckel
FoxPro	Rick Schummer
Internet Explorer	-
MS Publisher	Rick Kucejko
MS Word	Rick Schummer
WordPerfect	Jim McNeil
Spreadsheets	Rick Schummer

SHCC Coordinators:

Associate Editor	Rick Schummer
Net/Comm. SIG	Betty MacKenzie
Door prizes	Sharon Patrick
Greeter	Lindell Beck
Newsletter publisher	Rick Kucejko
Novice SIG	Don VanSyckel
PC SIG	Jack Vander-Schrier
Program Coordinator	Jerry Hess
Publicity	Patrick Little
Resource People	open
Vendor Press Rel.	Jim Waldrop
Web Page	Don VanSyckel

2008 SHCC Officers

V. President: Ron Frederick
 Treasurer: Ed Trombley
 President: Don VanSyckel
 Secretary: Pat Little

Four Month Meeting Schedule:

APRIL 2008

1 - SHCC- "Microsoft Windows Vista - What it takes to successfully migrate to Windows Vista at home" presented by Jeffrey Bates from Microsoft Corporation
 2 - COMP meeting
 13 - SEMCO meeting
 21 - Net/Comm SIG
 28 - Novice SIG
 30 - PC SIG

MAY 2008

6 - SHCC- Main Meeting
 7 - COMP meeting
 11 - SEMCO meeting
 19 - Novice SIG
 21 - Net/Comm SIG
 28 - PC SIG

JUNE 2008

3 - SHCC- Main Meeting
 4 - COMP meeting
 8 - SEMCO meeting
 16 - Net/Comm SIG
 23 - Novice SIG
 25 - PC SIG

July 2008

1 - SHCC- No Main Meetings in July & August
 2 - COMP meeting
 13 - SEMCO meeting
 21 - Net/Comm SIG
 28 - Novice SIG
 30 - PC SIG

Special Interest Groups:

MS-DOS (Main)	IBM compatibles
Net/Com	Computers communicating with other computers
PC	Intermediate users discuss various topics
Novice	Those starting out

Contact Information:

Lindell Beck	586-939-4278	ljaybeck48312@yahoo.com
Ron Frederick	586-294-5687	frederic@gdls.com
Jerry Hess	586-566-6166	jhess@comcast.net
Rick Kucejko	248-879-6180	rick@kucejko.com
Patrick Little	586-264-1497	pblittle@wideopenwest.com
Betty MacKenzie	586-254-0677	mackenzie79@comcast.net
Sharon Patrick	586-268-3626	espee@wowway.com
Rick Schummer	586-997-1451	rick@rickschummer.com
Ed Trombley	586-254-1172	ejtrombley@comcast.net
Don VanSyckel	586-731-9232	don@vansyckel.net
Jack Vander-Schrier	586-739-7720	jvanders@myself.com

Other Computer Clubs:

As a member of SHCC, you can attend meetings of other clubs where we have reciprocating membership agreements, at no charge.

Computer Club of Marysville and Port Huron (COMP)
 Time: 1st Wednesday, 7:00PM
 Place: Mackenzie Bldg, Room 201, St Clair Community College, Clara E McKenzie Library-Science Building, 323 Erie St.
 Port Huron, (810) 982-1187
 Web Page: http://www.bwcomp.org
 Reciprocating: Yes

South Eastern Michigan Computer Organization (SEMCO)
 Time: 2nd Sunday at 1:30PM
 Place: ArvinMeritor Complex, 2135 W. Maple Road in Troy, across from Troy Motor Mall; 248-398-7560
 Web page: http://www.semco.org
 Reciprocating: Yes
The OPC (Older Persons Commission) Computer Club
 Time: Every Tuesday at 10:00
 Place: OPC in Rochester 248-656-1403.
 Web page: http://www.geocities.com/Heartland/Village/1904/
 No cost for residents to join or attend meetings. \$150 fee for non-residents
 Reciprocating: No

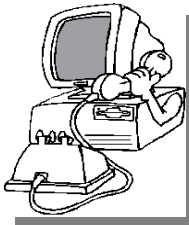
Newsletter submissions are due 10 days before the club meeting, but the earlier the better. They should be sent to :
 WYSIWYG Publisher
 5069 Fedora, Troy, MI 48098
 OR at the e-mail addresses: newsletter@SterlingHeightsComputerClub.org

Unless stated otherwise, all materials contained in this newsletter are copyrighted by the Sterling Heights Computer Club. License is hereby granted to other clubs (non-profit) to reprint with credit.

The WYSIWYG was printed by STERLING PRINTING AND GRAPHICS, located at 35976 Mound, Sterling Heights, MI 48312.

SIG Meetings

Net/Comm SIG




The next meeting of the Internet/Communications (Net/Comm.) SIG will be Monday, April 21, 2008, starting at 7:00PM at the Macomb County Library.

Each month the members of the Net/Comm SIG discusses topics to help members of the SHCC learn more about the Internet.

For more information about the SIG, call or e-mail Betty MacKenzie (phone number is on page 2), or check the club web site.



Novice SIG



The next meeting of the Novice SIG will be Monday, April 28, 2008, starting at 7:00 PM at the Macomb County

Library.

We are using WinXP as the version of Windows to focus on. Since we are dealing with novice topics, virtually all of the information is directly usable by those using other versions of Windows, Win98, WinME, and Win2000.

For more information about the SIG, call or e-mail Don VanSyckel (phone number is on page 2), or check the club web site.



PC SIG



The next meeting of the PC SIG will be on Wednesday, April 30 2008, starting at 7:00PM at the Macomb County Library. The SIG meeting is generally the fourth Wednesday of the month.

Intermediate level topics are discussed, aimed at users with some knowledge of computers. Questions and answers regarding your computer will be discussed as always.

For more information about the SIG, call or e-mail Jack Vander-Shrier (phone number is on page 2), or check the club web site.



Directions To The Macomb Library

The Macomb County Library is located at 16480 Hall Road, in Clinton Township, between Hayes and Garfield, close to the light at Garfield, on the south side of Hall Road. A large red sign says "Macomb County Library". The phone number is (586) 286-6660.



Attend A SIG

If you do not attend SIG meetings, you are missing out on important club benefits available to you. These small groups get into more detail and question and answer sessions than is possible at the main meeting.



Last Month's Meeting

Last month Ms Cindy Knecht of the Warren Public Library, Arthur J Miller Branch, presented "Genealogy, the Interesting Stuff ". Cindy is very active in genealogy in her family and brings a great deal of that enthusiasm to her presentation. You should have been there, Cindy included many interesting fact and tips about genealogy.



Selling Your Used Computer Equipment or Software

If you have some computer equipment or software to sell, you can either place a free ad in the WYSIWYG, or bring the article to the club meeting. You can set up at the back of the room before the meeting, and sell your items to people at the meeting interested in buying them. Members are responsible for any damage, so bring a pad to prevent damage.



SHCC Emergency Shutdown

If a club meeting is canceled an email will be sent to members by an officer or the coordinator if a SIG meeting at least an hour before the scheduled start of the meeting. If you have an issue with your email call one of the officers of the coordinator of the SIG. Don't call too early, the decision might not be finalized yet. All members are encouraged to keep the club up to date with their email address.



SHCC Business

“Ask The Experts”

by Jack Vander-Schrier



Please send questions to “Ask the Experts” at the club’s PO address, or e-mail your question directly to the Expert at the club e-mail address: AskTheExpert@SterlingHeightsComputerClub.org.

Q: Dear Expert:

I keep getting emails from people with attachments. Since I am afraid of getting viruses I don’t open any of them. Is there some guidance you can give me on which files I can or should not open?

Afraid

A: Dear Afraid:

You should always be careful of any attachment, including attachments from people that you KNOW. Some viruses will use your address book to send out messages containing viruses. People see that they came from you and assume they are ok to open. The following extensions should NOT be opened: EXE, COM, BAT, DOC, XLS, SCR. Your attachment will have an extension. Be careful of attachments that will say something like Birthday.jpg.exe. You see the jpg and you believe it is a picture file when actually it is a executable. You might say DOC and XLS are document files and excel files, but these files may contain macros, so unless macros are turned off in your office documents do not open them. If you want to open it anyway, save the file in your computer and run a virus check on that file before opening it. Remember to update your Virus Definitions before assuming that it isn’t a virus.

Expert

Q: Dear Expert

Where do you get your questions for this column.

Wondering

A: Dear Wondering:

I wonder about that too sometimes. At the various SIG meetings there are always many questions regarding computers, the Internet or various devices that interface with computers, but we ask people to send a message to Ask the expert so that others may see what people are having trouble with. We receive very few. In fact, I have not received any questions in the last few months. If this column is helpful to you, please forward some questions that might be useful to the other members.

Expert



Door Prizes

The SHCC offers door prizes at most regularly scheduled club meetings. In March the names for the coveted winner’s circle were not collected



Club Record Changes

To update your e-mail address, phone number, etc., please e-mail the club secretary at: Secretary@SterlingHeightsComputerClub.org. Using this address will provide the smoothest and quickest venue for any changes.



The President’s Pen

(Continued from page 1)

The normal thing people would do if they want to subscribe is to hit the web site and then click on subscribe. “Subscribe & Shop” is one of three main topics at the top of the Smart Computing home page. This won’t allow you to give the club credit. On the home page you need to go to the left and possibly scroll down to the ‘fine print’ and click “User Groups”. Once on the “User Group” page you choose a button the left, “Subscribe or Renew Today!” While filling out your information there is a pull down to choose our club. The club only gets credit via this process. Remember, if you use the ‘normal’ subscription and renewal processes Smart Computing magazine won’t switch it, so pay attention. One member has reported issues with the renewal process, if you do, hang in there and let me know.

This month’s meeting should be very interesting. Mr. Jeffrey Bates of Microsoft Corporation will present “Microsoft Windows Vista - What it takes to successfully migrate to Windows Vista at home”. There has been a lot of talk about Vista, pros and cons. Come find out for yourself. See you Tuesday.



Member Classified Ads

None this month. Please send any classifieds to the WYSIWYG Publisher at his e-mail address posted on page 2 of the newsletter.



From The DealsGuy

by Bob (The Cheapskate) Click, Greater Orlando Computer Users Group.

(Editor's Note: Bob Click used to be a member of the SHCC.)

*Great Shows!

The International Builders Show came to town again this year and I worked in it several days. It's the largest show in the amount of freight (thirteen million pounds) of any show that has been held here, and close to the largest in area. The dock basin was piled high with crates of all kinds. There were five beautiful modular homes set up on blocks in the parking lot for people to tour. The modules arrived a week before the show opened, but all the homes were assembled with the finishing touches in time for show days. One was a three-story 2700 square foot model worth over a million dollars, which was actually sold during the show. One home featured technology of the future such as calling you or sending you an e-mail at work if something goes wrong. I'll write a separate article about that which will be available on my Web site soon. Kohler had their million-dollar computer controlled waterfall again this year, and it was fascinating to watch it making letters, words, ad phrases and other decorative things to fall, all completely out of water. Mr. Kohler himself flew in to look over the display.

Another show we worked was the Orgill Show <<http://www.orgill.com>>. That is like a giant hardware store, but is a trade show (about 500,000 square feet of display area) with exhibitors showing their latest wares. Orgill is a large independent hardware distributor. Many exhibitors prefer not to take their booth's displayed products back home so some dealers come with large trailers and purchase as many products from vendor booths as they can carry, after the show closes. Some booths just leave their products, and volunteers from Habitat for Humanity collect as

much as they can for that organization's projects. "Pallet pricing" and "coupon specials" are featured for dealers attending and the Orgill reps wear different colored blazers signifying their sales volume.

A coworker said an attendee was looking for me, saying he reads my column all the time, but my coworker unknowingly gave him incorrect location information and he never found me. I was very disappointed. It's not the first time someone has looked for me at a show, but they are often large areas and unless you know who to ask, getting together is difficult because most of us don't know much about where others were assigned to work, and my wife and I don't work all of the shows here.

March will bring the Electronic House Expo <<http://www.ehxweb.com>>, one of my favorites. I won't be working it, but hope to look around. Central Florida Computer Society <<http://www.cfcs.org>> has already made arrangements for their membership to attend at no cost. I recommend that one if you are in the area.

*Are You Ready To Tax Your Brain?

AlbyMedia has released version 1.1 of PIQE: Chain of Puzzles. It contains different types of challenging puzzles, has three difficulty levels and allows comparing your results with other players. It's a set of engaging puzzles giving you a real challenge. The game has progress check and result comparison features to provide you with detailed information on your development. The game has three difficulties, offering more sophisticated puzzles after you beat the easier ones. Please visit <<http://piqe.albymedia.com>> for a free trial of the product.

PIQE: Chain of Puzzles runs under Microsoft Windows and costs \$14.95 (USD) for a single-user license. AlbyMedia offers user group members 15% discount on the PIQE: Chain of Puzzles. Use the coupon code ALBYJMGJ at <<https://www.regnow.com/softsell/nph-softsell.cgi?item=15534-3>>. Licensed customers get free technical support and free upgrades.

Direct download link: <www.albymedia.com/downloads/piqe.setup.exe>

Company web-site: <<http://www.albymedia.com>>

Here's Another Freebie!

DVDVideoSoft, an Internet resource dedicated to free software, multimedia software guides and tutorials has just updated Free Video to Flash Converter. The new version features 30+ player skins and new easy-to-use web integration. Just copy and paste html code to the site or blog. Convert video files to flash (SWF and FLV). Convert the whole movie or just a portion. Free Video to Flash Converter is available at <<http://www.dvdvideosoftware.com/products/dvd/Free-Video-to-Flash-Converter.htm>> for free download. The program contains no spyware or adware. No activation or registration is required. Just download and use it.

Video to Flash Converter is already the 15th free program developed by DVDVideoSoft and has developed a line of free tools: Free Video Dun, Free YouTube to iPod Converter, Free YouTube to MP3 Converter, Free YouTube to iPhone Converter, Free Video to iPod Converter, Free Video to iPhone Converter, Free Video to MP3 Converter, Free YouTube Uploader, Free Audio Dub, Free YouTube to MP3 Converter, Free 3GP Video Converter, Free Video Flip and Rotate, Free Video to JPG Converter and finally Free YouTube Download <<http://www.dvdvideosoftware.com/products/dvd/Free-YouTube-Download.htm>>.

All titles are available at <http://www.dvdvideosoftware.com/free-dvd-video-software.htm> for immediate download. Also here are lots of guides and tutorials related to different video tasks like burning and ripping DVDs, making DVD copies, converting between all video formats and more. All our programs run under Windows Vista/XP/2000. We respect our users' privacy and there's no spyware or adware.

*Comfort Should Be The Golden Rule!

Comfort Software Group announces Comfort Keys 3.0, a successor to the popular hotkey management tool. The new version supports non-standard keyboard types (Ergonomic and Dell Inspiron 6000); speaks two new languages (Hungarian and simplified Chinese); has adjustable sensitivity for fast input of capital letters, spaces and other characters; has the option of hiding in the system tray and features an enhanced hotkey management window with a full list of hotkeys and new groups.

Comfort Keys is a multifunctional hotkey manager for Windows Vista, XP and 2000. The integrated clipboard manager extends the capabilities of the standard Windows clipboard allowing you to save an unlimited number of copied objects and reuse them as much as you want; and makes sure your clipboard data is saved in case of a power failure or hardware crash. It also features an advanced task switcher, sound control tools and a virtual keyboard that facilitates the choice and configuration of your hotkey combinations. You can quickly switch languages, convert the selected fragment of text into another language (or case), run keystroke macros, easily manage a window and even restart the computer using the keyboard.

Comfort Keys supports Windows Vista/2000/XP operating systems. A personal license costs only \$29.95. A

multi-user license ranges from \$21.95 to \$6.95. The company offers a 30-day money back guarantee on all orders. More information on Comfort Keys, as well as its free trial version, is available at <http://www.comfort-software.com/hotkey-manager.html>

Products can be purchased from Plimus, the official reseller of Comfort Software Group products. Major credit cards (VISA, MasterCard, Amex and Discover) are accepted. User Group members get 30% discount at: <https://secure.plimus.com/jsp/buynow.jsp?contractId=1711308&couponCode=dealsguy>.

*Wow! What a Clock!

ALSEDI Group announces version 2.6 of PerfectClock. It delivers any number of realistic clocks onto the desktop or replaces your wallpaper with clock wallpaper. PerfectClock lets you know the time in the most convenient way by looking at stylish analog or digital clocks. Enjoy having as many clocks on the desktop as you need, each displaying the time for the defined time zone. You can use the wallpaper clock as a screensaver. PerfectClock supports scaling. You can set a label to a clock and customize fonts, color, position and other parameters. The Reminder feature is also customizable. On the official website are dozens of clock and wallpaper clock skins. It allows you to adjust hue, saturation, brightness and contrast to reach optimal appearance of the clock.

You can manually create a unique skin without being a programmer. ALSEDI Group has prepared a special offer for all new customers. Everyone purchasing PerfectClock can order a Personal Family Photo Clock Skin at no cost. It only requires selecting a frame pattern, sending a photo or two, and the skin will be delivered to you in three days. This skin makes a great present for family events. Visit <http://www.perfect-clock.com> to get the trial version of the program.

PerfectClock runs under Windows Vista/XP/2000. The Standard Edition costs \$16.95 (USD) for a single-user license and the Professional Edition, supporting the Wallpaper Clock feature, costs \$23.95 (USD). Licensed customers are entitled to the fully functional version of the product, free technical support and free upgrades. Further information on PerfectClock, as well as a free trial copy is available from <http://www.perfect-clock.com>. Get a 20% discount on the registered Professional version by visiting: <https://www.plimus.com/jsp/buynow.jsp?contractId=1717144&couponCode=GROUP20PERCENT> and 20% discount on the Standard Edition at: <https://www.plimus.com/jsp/buynow.jsp?contractId=1695221&couponCode=GROUP20PERCENT>. Company web-site: <http://www.alsedi.com>

That's it for this month. I'll have more new product announcements on my Web site (most not offering a discount). Meet me here again next month if your editor permits. This column is written to make user group members aware of special offers or freebies I have found or arranged, and my comments should not be interpreted to encourage, or discourage, the purchase of any products, no matter how enthused I might sound. Bob (The Cheapskate) Click bobclick@bellsouth.net. Visit my Web site at <http://www.dealsguy.com>.

☺ ☺ ☺ ☺ ☺

More Door Prizes

Have software you no longer use? It could make a good door prize for a fellow member. It would also give that member another good reason for being glad to have been at the club meeting. Contact one of the officers, or just bring it.

☺ ☺ ☺ ☺ ☺

Tweak Your PC To Keep It Running Fast, Feeling Good and Looking Young

by Lou Torraca, President MOAA Computer User Group, HI
www.the-tug.org Af06hi(at)gmail.com

Obtained from APCUG with the author's permission for publication by APCUG member groups.

Last week, I was explaining to a friend that I am a quick launch toolbar aficionado {-}

What the heck is that he asked. I said I was just referring to the fact I use it instead of the desktop to keep all my shortcuts, actually, lots of shortcuts, at least on my main PC. As we continued to talk about this I found myself explaining a lot of stuff I have done with my PCs and notebook in the past 6 or 8 years. An obvious question came up: "where do you come up with these things?" At that point I explained I call these "things...tweaks" and they come from dozens and dozens of places including many newsletters, also some regular blogs, newspapers, radio shows, other PC users I talk with and of course, the real biggie, MICROSOFT! Yup, their knowledge base contains millions of tips, solutions and you guessed it...TWEAKS! Our conversation ended with a suggestion that I put some "tweaks" in my column, so what follows are some that I like. But first, a reminder, whenever you decide to play, experiment, alter, or as I say, "tweak" an otherwise functioning computer, either do a backup first, or at least, set a restore point you can return to if what you do doesn't work out for you. If you don't know how to do that, click on start and then help and support and then choose index and type in system restore.

QUICK LAUNCH GRAPHIC

The area that sits between the start button and the tray (with the clock), on the bottom of your screen, is called the Taskbar.

I think one of the best additions you can make to your Taskbar is the Quick Launch Toolbar. Quick Launch gives you fast access to Internet Explorer and Outlook Express, and it includes a Show Desktop icon. It's really easy to open your Quick Launch Toolbar.

Right-click the Taskbar, click on Toolbars, and choose Quick Launch. The Quick Launch Toolbar now appears on your Taskbar right next to your Start button. You'll find the Quick Launch Toolbar very useful and to move all the icons you have on your desktop, just drag and drop them on the QL taskbar. You can play around with it and also expand it if need be. After you drag an icon there, you can delete it off your desktop so you have a neat looking space where I put different pictures every week or so. To be really neat, I hide the whole thing so it automatically disappears until I Point at it with my mouse. Right click on start, properties, taskbar and check auto hide.

If you can copy or move things to a folder, keeping information on your computer more organized is easier. Here is how to add copy or move to a folder to Windows Explorer. Open Windows Explorer (not Internet Explorer) by clicking on Start and then on My Documents. Next, click on an empty area of the standard button bar, the one that starts with the Back button. Last, click on customize. In the available toolbar buttons: list, click on copy to and then click on add to add it to the current toolbar buttons list. Click on Close to complete the customization work. Now the next time you click on a file or folder, the Move to and Copy to folder buttons will appear

If you ever have the need to copy both files and folders to a CD, as in backing up your important information, here's an easy way to do it. Click on Start, and then click on My Computer. Now right-click on your hard drive (usually drive c:) and click on Explore. Now you have a complete list of the files and folders on that drive. Click on any file or folder, and then, while holding down the Ctrl key, click on any other file or folder you wish to copy to a CD/DVD. When you have finished, click on edit, copy to folder. From the list provided click on the CD/DVD R/W (Read/Write) drive you want to send your selection to, and then click Copy at the bottom of that small window. This will result in a folder with those items waiting to be copied. Put in a CD/DVD and click on write these files to CD to the left.

Windows XP has several utilities programs that manage various aspects of XP. You can run any of these utilities by using them as "run" commands. Click on Start, and then click on Run. In the Open: box, type one of these shortcuts and press the Enter key or click OK. control Opens Control Panel clipbrd Opens Clipboard Viewer notepad Opens simple text editor wordpad Opens Word-like text editor compmgmt.msc Computer management devmgmt.msc Device manager diskmgmt.msc Disk management dfg.msc Disk defrag eventvwr.msc Event viewer fsmgmt.msc Shared folders gpedit.msc Group policies lusrmgr.msc Local users and group perfmon.msc Performance monitor rsop.msc Resultant set of policies secpol.msc Local security settings services.msc Services. (Run shows up when you have classic menu selected.)

MY COMPUTER EX GRAPHIC

I use My Computer, which shows me all of the drives on my computer, like the floppy drive (A:), the Hard Drive (C:), and others that include DVD and CD drives and removable drives, all

the time. Having My Computer show a menu of it's items as your mouse pointer touches the My Computer link on the start menu is a quick way to get to what you want. To set this up, right-click on the start button, and then click on properties. Click on the customize button and then open the advanced tab. In the start menu items window, scroll down to my computer, and click next to display as a menu. Now click on OK, and again on OK. (This one is the opposite of the one above in that you need to select start menu instead of classic.)

TRAY GRAPHIC

That little area to the right at the bottom of your desktop can get pretty crowded. One way to get more space is to do away with the clock. You can eliminate the clock by right clicking on any blank section of the Task bar, and then clicking on Properties. On the Taskbar tab, click on the checkmark next to "Show the clock" and finally click OK. You can also check the hide inactive icons box to gain a bit more space.

When you click on Start and open My Computer, you have to right-click on a drive and then click Explore to get the "Explore" view of that drive. If you simply double-click on that drive, you get the drive's contents. The Explore view is better because you can work with folders in the left pane and folder contents in the right pane.

To have My Computer open the contents of a drive in the Explore view, from within My Computer click on Tools and then on Folder Options. Open the File Types tab and then click on (NONE) Folder, to highlight it. Now click on the Advanced button, make sure Explore is highlighted, and then click the Set Default button. Click OK, and then click Close.

Now when you open a drive in My Computer it will display in the Explore mode.

Your my documents folder in windows XP holds, by default, your documents, the My Pictures folder and the My Music folder. For most of us, the My Documents folder holds everything you use most.

To make the contents of that folder invisible to nosy folks, do this: Click on Start and right-click on My Documents. Now click on Properties, and then open the General tab. Click in the box next to Hidden in the attributes section and click ok. Now click on Apply, Select "Apply changes to this folder, subfolders and files," and click ok.

This is not encryption, it just makes it harder for a casual user to open your private folders. When you want to view all files again, just reverse the process.

Speeding up your PC is always something most of us think about and the following tweaks are intended to do just that for your XP Pro operating system, but beware, these are intended for advanced users and involve using the registry...not recommended for the faint at heart! Before even considering them, do a registry backup- Here's how:

Modification of Windows Registry files, which contain settings and other information Windows needs to operate with is risky if you don't take care. Make a mistake here can cause your PC to stop working. So it makes perfect sense to make a back-up copy of your registry files before you attempt any modifications. Create a batch file to back up your Registry, and then automate the process with an icon on your Desktop.

Click on Start, Run, and then type NOTEPAD. Click OK or press the Enter key. Now you have Notepad open to a blank page. Type "Regedit /E C:\AAAA" (without the quotes) and press the Enter key. Now click on File on the menu bar at the top of the Notepad window, and then click on

Save As. In the Save As window, click in the box next to File Name: and type c:\windows\system32\REGBACKUP.BAT. Now click on the down arrow to the right of the Save as type: box and select All Files. Click on the Save button, and close Notepad. To create a shortcut to the registry backup, right-click on the Desktop, click on New and then on Shortcut. At the cursor type c:\WINDOWS\SYSTEM32\REGBACKUP.BAT and click on Next. Now type: Registry Backup and click on Finish.

If you want to change the icon for your new shortcut, right-click on it and click Preferences. Click on the Change Icon button, click Ok when the Change Icon window opens, and then double-click on the icon you want to use. Click OK

Another way to be sure you are safe is to backup your complete computer using either True Image (my favorite) or Ghost...both of which completely copy an image of your entire computer. Also, do a system restore point (see the help menu for how to) this may be the quickest way to go back to where you were if you have problems, but if not, the True Image or Ghost backup will do the trick.

SAFE GRAPHIC

Not really, but after all that it is probably time to relax and forget the PC for awhile, so be careful out there while you enjoy all the fun things to do with your new toys and on the 'net.

This article has been provided to APCUG by the author solely for publication by APCUG member groups. All other uses require the permission of the author.



If your e-mail or mail address changes, please e-mail: secretary@SterlingHeightsComputerClub.org

WYSIWYG WEB WATCH (www)

By Paul Baecker

webwatch@sterlingheightscomputerclub.org



This column attempts to locate sites containing valuable, amusing and free content, with no overbearing pressure to purchase any-

thing. Send your favorite entertaining, helpful or just plain useless sites (a description is optional) to the e-address noted above, for inclusion in a future WYSIWYG issue. Also check the SHCC web site ("Web Page Reviews") for previous gems.

Create kaleidoscope shaped designs with various textures and tools. View the tutorial video.
<http://www.myoats.com>

Extreme world atlas lists. Detailed facts of locations around the globe. Searchable.
<http://www.graphicmaps.com/geoquiz/thelist.htm>

PBS program offers helpful woodworker tips, videos and plans for various projects, in addition to weekly newsletter. Makes it look easy.
<http://www.woodsmithshop.com>

In this very fast and challenging world geography game, score points for identifying world cities and famous places.
<http://www.travelpod.com/traveler-iq>

Huge collection of aerial photos and panoramas created using kites, as well as land-based photos. Display of kiting equipment.
<http://scotthaefner.com>

Enter text and create downloadable .mp3 file.
<http://vozme.com>

Learn how to prepare dishes from local restaurants. Select "Secret Recipe Archive".
<http://www.recipesecrets.net>

What Jack Bauer would have encountered with the state of computers in 1994.
<http://www.collegehumor.com/video:1788161>

Photo galleries and text describing Lake Mead water level recession & new Hoover Dam by-pass roadway.
<http://www.hprcc.unl.edu/nebraska/Lake-Mead-2007.html>

High speed video clips of fluids, toys, containers, balloons, food, fluids, creatures, appliances, more.
http://high_speed_video.colostate.edu

Panoramic photos of global locations, with mouse control.
<http://www.arounder.com>

Contains 15,000 railway pics and 110 videos from around the globe.
<http://www.phantasrail.com>

Practice swatting flies.
http://majman.net/fly_loader.html

Modern ruins ~ photos of old abandoned technology.
<http://www.modern-ruins.com/index.html>

Non-profit org raises donations of money, building materials and labor and coordinates the building/adapting of homes for handicapped accessibility for Service Personnel. See local event May 10, 2008.
<http://www.homesforourtroops.org>

Descriptions and images of ocean liners of the 1800s and 1900s.
<http://www.greatoceanliners.net>

Comparing sizes of things from a picometer to thousands of light years. Use mouse wheel to navigate.
<http://www.nikon.co.jp/main/eng/feelnikon/discovery/universscale/nano.swf>

Many 3D stereogram images. Read 'tips for viewing' if having difficulty viewing.
<http://www.eyetricks.com/3dstereo.htm>

No more messy monitors.
<http://www.cleanthescreen.com>

Beat the clock to find as many of the longest words you can to score points.
<http://www.herdaword.com>

Modern social and industrial ruins photo essays. Also, view the flash movies.
<http://oboylephoto.com/ruins/>

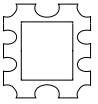
Download tutorial video of "How to Understand a Database Schema".
http://www.databaseanswers.org/tutorial4_db_schema/index.htm

Four stories with pics about the most treacherous roads in the world.
<http://www.ssqq.com/archive/vinlin27.htm>

For Corvette fans ~ pics, videos, events, technical articles, club info, more.
<http://www.vetteweb.com>

Very useful tool to display/compare your text among up to three font designs of your choice. Select "step by step" for easy instructions.
<http://typetester.maratz.com>

HDTV: What's the difference between 480p, 720p, and 1080p?
<http://www.videotapestock.com/hdwhdibe4872.html>



**STERLING HEIGHTS
COMPUTER CLUB**
PO Box 385
Sterling Heights, MI 48311-0385

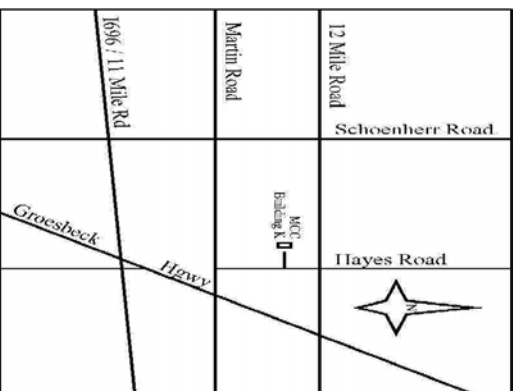


APRIL AT SHCC:

**TUESDAY APRIL 1
Main Meeting. 7:30PM**

Macomb Community College
South Campus
14500 E 12 Mile Road, Warren
John Lewis Community Center
(Building K)
(Enter from Hayes Road)

“Microsoft Windows Vista -
What it takes to successfully mi-
grate to Windows Vista at
home” presented by Jeffrey
Bates from Microsoft Corp.



SIGS

MONDAY April 21
Net/Com SIG 7:00PM at the Macomb County Library.

MONDAY April 28
Novice SIG 7:00PM at the Macomb County Library.

WEDNESDAY April 30
PC SIG 7:00PM at the Macomb County Library.

May: “Helpful Windows Utilities” presented by Rick Schummer of SHCC