



THE WYSIWYG



\$3.00

May 2010

Volume 22, Issue 5

STERLING HEIGHTS COMPUTER CLUB

PO Box 385

Sterling Heights, MI 48311-0385

TUESDAY May 4
Main Meeting
7:30 PM

**No meeting topic finalized
at the time of publication.**

The President's Pen

by *Don VanSyckel*



Warm weather is upon us. I missed the onion snow. Where I grew up the tradition in the spring is to plant the onions in the garden after the 'light' snow in the late spring. Hence the name the onion snow. I believe we missed that this year at least here in southeast Michigan.

I have use Google extensively and have hit Google maps a few time but not extensively. However over the course of the last few weeks I've had occasion to search for quite a few places on Google, not maps to them but data about them. Their web site, their address, that sort of stuff. I began to recognize a curious phenomena. Before I go any farther, as you read on you might say what's Don talking about? This magazine or that web site just had a big article about what he's writing about. Well that might be but I didn't read it, I figured this out or possibly I should say recognized this on my own. Maybe it's conspiracy, maybe it simple techie tricks gone wild!

I was amazed that the names and phrases I was entering into Google mostly returned places around here, I mean places local to where I live. This amazement turned to wonder that no one anywhere else had chosen names for businesses other places in the nation that would have been returned by my search. The more items

I searched on the more I wondered. Also the search results were coming back virtually instantaneously. This is some technology they have. Then it hit me, Google must be 'going behind my back' if you will and examining the IP address of my connection which can be crossed to my ISP. My ISP in turn can be crossed to a geographic location and hence the search was weighted or filtered by my location auto-magically.

If my guess above is correct or at least partially correct, I suspect if I had selected search result items outside the local area the search would have 'learned' that I was not looking for something locally and stopped the location filtering. Of course this is all speculation and all I have is observation. The speed at which Google returns search results is indeed scary in this vane. I can't even image how many terabytes of data Google has squirreled away and your search results are generally return before you finish clicking OK to do the search.

Then I had occasion to use Google maps. I suppose many if not most of you have seen Google maps. You can click your way down to where you, a virtual you, is standing in front of almost any house in the country. I don't know what resolution all those photos or video clips or whatever are stored at

(Continued on page 8)

IN THIS ISSUE:	
The President's Pen	1
About SHCC	2
Resource People	2
SIG Meeting	3
Deleting A Hyperlink In Excel	3
Door Prizes	4
"Bring A Friend" program	3 & 4
From The Dealsguy	5
Neat Things You Can Do With A Flash Drive	6
Broadsides	8
WYSIWYG Web Watch	9
SHCC May Schedule	10

Guests and visitors are welcome. People can attend any SHCC meetings during two consecutive months before deciding to become a member or not. Meetings include the main meeting and SIGs. July and August don't count since there is no main meeting. Membership includes admission to all SHCC functions and the newsletter. Membership is open to anyone. It is not limited to the residents of Sterling Heights.

DUES: \$25/YEAR

CLUB ADDRESS: PO Box 385, Sterling Heights, MI 48311-0385
CLUB E-MAIL ADDRESS: Info@SterlingHeightsComputerClub.org
CLUB WEB PAGE: http://www.SterlingHeightsComputerClub.org

Resource People:

Family Tree	Rick Schummer
Firefox	Don VanSyckel
FoxPro	Rick Schummer
Internet Explorer	-
MS Publisher	Rick Kucejko
MS Word	Rick Schummer
WordPerfect	Jim McNeil
Spreadsheets	Rick Schummer

SHCC Coordinators:

Associate Editor	Rick Schummer
Net/Comm. SIG	Betty MacKenzie
Door prizes	Sharon Patrick
Greeter	Lindell Beck
Newsletter publisher	Rick Kucejko
PC SIG	Jack Vander-Schrier
Program Coordinator	Jerry Hess
Publicity	Patrick Little
Resource People	open
Vendor Press Rel.	Jim Waldrop
Web Page	Don VanSyckel

2010 SHCC Officers

V. President: John Rady
 Treasurer: Ed Trombley
 President: Don VanSyckel
 Secretary: Rick Kucejko

Four Month Meeting Schedule:

MAY 2010

4 – Main Meeting. No meeting topic finalized at the time of publication.

5 - COMP meeting
 9 - SEMCO meeting
 MS Windows SIG

NO CLUB MEETINGS IN JULY AND AUGUST

JUNE 2010

1 - SHCC - "Genealogy Revisited ... Learn to Discover Your Roots" presented by Cyndi Knecht of the Warren Public Library

2 - COMP meeting
 13- SEMCO meeting
 MS Windows SIG

Other Computer Clubs:

As a member of SHCC, you can attend meetings of other clubs where we have reciprocating membership agreements, at no charge.

Computer Club of Marysville and Port Huron (COMP)
 Time: 1st Wednesday, 7:00PM
 Place: Mackenzie Bldg, Room 201, St Clair Community College, Clara E McKenzie Library-Science Building, 323 Erie St.
 Port Huron, (810) 982-1187
 Web Page: http://www.bwcomp.org
 Reciprocating: Yes

South Eastern Michigan Computer Organization (SEMCO)
 Time: 2nd Sunday at 1:30PM
 Place: The Engineering Society of Detroit 20700 Civic Center Dr. Suite450 4th Floor
 Web page: http://www.semco.org
 Reciprocating: Yes
The OPC (Older Persons Commission) Computer Club
 Time: Every Tuesday at 10:00
 Place: OPC in Rochester 248-656-1403.
 Web page: http://www.geocities.com/Heartland/Village/1904/
 No cost for residents to join or attend meetings. \$150 fee for non-residents
 Reciprocating: No

Special Interest Groups:

MS-DOS (Main)	IBM compatibles
Net/Com	Computers communicating with other computers
PC	Intermediate users discuss various topics

Contact Information:

Lindell Beck	586-939-4278	ljaybeck48312@yahoo.com
Ron Frederick	586-294-5687	frederic@gdls.com
Jerry Hess	586-566-6166	jhess@comcast.net
Rick Kucejko	248-879-6180	rick@kucejko.com
Patrick Little	586-264-1497	pblittle@wideopenwest.com
Betty MacKenzie	586-254-0677	mackenzie79@comcast.net
Sharon Patrick	586-268-3626	espee37@att.net.
Rick Schummer	586-997-1451	rick@rickschummer.com
Ed Trombley	586-254-1172	ejtrombley@comcast.net
Don VanSyckel	586-731-9232	don@vansyckel.net
Jack Vander-Schrier	586-739-5952	jvanders@comcast.net

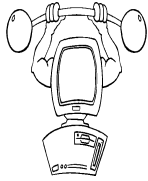
Newsletter submissions are due 10 days before the club meeting, but the earlier the better. They should be sent to :
 WYSIWYG Publisher
 5069 Fedora, Troy, MI 48098
 OR at the e-mail addresses: newsletter@SterlingHeightsComputerClub.org

Ⓒ Unless stated otherwise, all materials contained in this newsletter are copyrighted by the Sterling Heights Computer Club. License is hereby granted to other clubs (non-profit) to reprint with credit.

The WYSIWYG was printed by STERLING PRINTING AND GRAPHICS, located at 35976 Mound, Sterling Heights, MI 48312.

SIG Meetings

MS Windows SIG



The location for the Microsoft Windows SIG meetings will alternate between the Sterling Heights Public Library and the Clinton-

Macomb Public Library, since neither library will allow a pre-arranged monthly meeting to be scheduled for months in advance.

In May the SIG meeting will be in May at the Sterling Heights Public Library. (The date is subject to change so please check the web site prior to the meeting..)

Intermediate level computer topics are discussed, aimed at users with some knowledge of computers. Questions and answers regarding your computer will be discussed as always.

For more information about the SIG, call or e-mail Jack Vander-Shrier (phone number is on page 2), or check the club web site.



Location Of The Sterling Heights Public Library

The Sterling Heights Public Library, at 40255 Dodge Park Road, is located just south of Utica Road. A large sign reading "City Center" marks the driveway to the library and parking. The Programming Center, where the meeting is held, is just inside the front door of the library.



SIG Changes

Two things have been building up with the SHCC SIGs. The first is it has become increasingly difficult to secure two rooms a month for the SIGs and the second is attendance has declined. For these two reasons the PC SIG and the Internet Communications SIG are being rolled up into one.

The new SIG is the Microsoft Windows SIG and will be coordinated by Jack Vander-Schrier.



Request For Door Prizes

Your Computer Club Needs You, or at least your 'stuff.' We could use a bit of help in accumulating useful items for the door prize give away. Please take a look and see if you have any computer related items or equipment that you no longer need and that might be of value to another club member. If you come across some treasures, just bring them to the next club meeting and pass them along at the speaker's table.



If your e-mail or mail address changes, please e-mail: secretary@SterlingHeightsComputerClub.org

Deleting a Hyperlink in Excel

Part of Microsoft Excel's compatibility with the Web is to allow you to define hyperlinks in your workbooks. There may come a time when you no longer need a particular hyperlink. Fortunately, deleting a hyperlink in Excel is very easy to do. All you need to do is follow these steps:

1. Right-click on the hyperlink. Excel displays a Context menu
2. Choose the Hyperlink option from the Context menu. Excel displays a submenu.
3. Choose Remove Hyperlink from the submenu. Excel dutifully removes the hyperlink.

You should note that in some versions of Excel (such Excel 2003 and Excel 2007) there is a Remove Hyperlink option directly on the Context menu displayed in step 1. If this is the case, consider yourself fortunate—you can

directly remove the hyperlink without the extra steps.

Don't make the mistake of thinking that you can get rid of a hyperlink simply by clearing a cell (moving to the cell and pressing **DEL**). You can do this in the newer versions of Excel, but you cannot in the older versions. If you do this, the hyperlink text is gone, but the hyperlink itself is still lurking in the background. If you type some information in the cell again, you will notice it is underlined, indicating it is still a hyperlink. The reason for this is because Excel considers the hyperlink to be a format of the cell. Pressing **DEL** only clears the contents of the cell, not its format. You can use other editing techniques to get rid of a hyperlink, however, provided those techniques result in getting rid of formatting or overwriting the formatting.

Copyright © 2010 by Sharon Parq Associates, Inc. Reprinted by permission. Thousands of free Microsoft Excel tips can be found online at <http://excel.tips.net>.



SHCC Business

Door Prizes

The SHCC offers door prizes at most regularly scheduled club meetings. The special drawing for those that brought guests also occurred in April, so it was possible for these people to win 2 prizes at this meeting! In April the winners circle included:

Matt Pawlowski won a year free of membership – dues in SHCC

Martin Brown won “Via Voice” program

Don Hjelle won Norton System Works

Gail Minnick won a 4 GB flash drive

Jane Minnick won a 4 GB flash drive

James Waldrop won a 4 GB flash drive

Jenny Balcerzak won a 15” CRT monitor

Ed Zaremba won a PC Book “Wireless Sloutions”

Paul Baecker won McGaffe Viruscan software

John Beauchamp won a T-shirt

Martin Brown won “Online Business” book

Rick Kucejko won Photo Studio software

Don Hjelle won Norton Ghost

Sharon Patrick won “Creating Web Pages”

Dave Makarewicz won System Mechanic

John Rady won “Windows Server 2003” book

Carl Witowski won “Web Pages that Suck” book

Mile Gatton won Visual Basic.net

Ralph Osinski won computer books



Continued ‘Bring A Friend Program’ For The Improved Door Prizes

The past “Bring A Friend” program has helped to bring new visitors to our club. Thus, we will continue this program, but in a modified form.

Bringing a new guest will still qualify a member for a special door prize drawing to be held before other door prize tickets are draw. The new person must fill out a new member sheet at the check-in desk. The difference is that now these special drawings will only be held in November and April.

Members who bring a guest between January and April 2010 will be put on a list, and then be eligible for the special drawing in April. Between May and November, eligibility will be for

the November drawing. If not present at the special drawing meeting, the member would automatically be added to the next special drawing meeting.

For the months with the special drawing, at the end of the meeting we will draw for prizes from the 'special' door prize tickets first. As with all of our door prize drawings, the first ticket drawn will get the first pick from all the door prizes, including our special bonus prizes. After the special drawings, the remainder of the special door prize tickets which have not been drawn, will be added to the regular door prize tickets, and the regular door prize drawing will be held. Not all the special tickets may be drawn in the special drawing stage. The more friends you bring to the meeting, the more chances you have to win.

Members who are eligible for the special drawing will also get a regular door prize ticket for the regular door prize drawing. Thus, these members could get two door prizes at the meeting.

Friends who count for earning you a special door prize ticket must be 'new' to SHCC., and have never been to any SHCC meetings in the past.



Member Classified Ads

Send any classifieds to the WYSIWYG Publisher at the club's PO Box, or to his e-mail address posted on page 2 of the newsletter.

Ads are available to SHCC members and are limited to computer related items for non-commercial purposes. There is no charge for members classified ads.



World Wide Web Column on the Club Web Site

Check out the improved section on the web site. You can see past web sites reviewed in the column on our club web page. They are arranged into various topics to help locate a specific site.



From The DealsGuy

by Bob (The Cheapskate) Click, Greater Orlando Computer Users Group.

(Editor's Note: Bob Click used to be a member of the SHCC.)

From The DealsGuy For May 2010 by Bob (The Cheapskate) Click, Greater Orlando Computer Users Group

We attended the 2010 FACUG Spring Conference cruise and it was well attended with about 250 registrants and a total of 350 attendees (considering the non-member spouses). I was not enthused about the ship and its food, but most liked it. This conference had the most sessions I've ever seen, and with very talented presenters. There were also some APCUG people doing breakout sessions. You made a tough decision almost every hour with four great sessions to choose from, especially when we wanted to spend time shopping at Nassau, Bahamas. There was a photo-shoot session done ashore by Bill Campbell, a professional photographer who has traveled worldwide and written books. Bill did other photo-related sessions. We didn't stop at Great Stirrup Cay (Norwegian's private island) because of windy conditions; they just made a very slow trip continuing on back to Miami.

I was surprised that Microsoft was not a sponsor. Only Corel joined us on the cruise, but Smart Computing sent lots of magazines. There were 33 breakout sessions during the Saturday and Sunday conference hours. The presentation "Technology of the Space Program" by Jeff Fishkin (works for NASA) was extremely interesting and informative. Carey Holzman's keynote talk about computer security was outstanding and informative. Carey hosts a radio show about computers.

The ship's navigator gave a great talk and we learned about an unexpected weather problem the night before that most were not aware of. It seems a sudden storm came up and the ship

quickly listed about six degrees before they could correct it, which is not a serious danger, but some bottles slid off the shelves in the liquor store. Good thing we were unaware or some of us might have been there with straws helping clean up the liquor store floor. He said they quickly used pumps to move water or fuel to the proper ballast tanks to correct the listing situation. Ten lucky people got a tour of the navigation room. Everyone enjoyed a Welcome Cocktail Party on Friday evening and a Farewell Cocktail Party Sunday evening, with door prizes. I had great conversations with people that I only see at that event. Some pictures are posted at <http://www.facug.org>.

Another users group gives up

I received a message from Dick Hiatt recently telling me that their San Diego Personal Computer User Group was disbanding. They have published the DealsGuy column for years and Dick has been the editor for years. Their membership was at an all time low and so was their meeting attendance. I didn't ask when I called him, but I assume that, like most groups, the officers have all held their jobs for years. Their final meeting will be sort of a party without smiles, but most of the active members are likely to affiliate with other computer related groups in the area. In their good times, they had about 200 members. With all of the help for computer users, and the great camaraderie, it's hard to think that user groups are becoming an endangered species.

Diskeeper Introduces An Update

Most of you are familiar with the Diskeeper and Undelete products <http://www.diskeeper.com> and their great performance capability. Diskeeper Corporation has introduced an update. Diskeeper features a breakthrough technology called IntelliWrite that prevents the vast majority (up to

95%) of fragmentation from ever occurring. InvisiTasking technology is an important breakthrough that allows processes running in the background to run invisibly with zero conflicts. They say the Titan Defragging technology is about the strongest ever built, and the Terabyte Volume Engine technology rapidly defrags multi-terabyte volumes. (DealsGuy comment; check <http://www.diskeeper.com/diskeeper/home/comparison-chart.aspx> to better understand that statement.)

They say that Boot-Time defragmentation defrags and consolidates directories to improve application speed, eliminating slows, hangs, and crashes. Defragmentation during boot-time handles those files that cannot be moved while the system is active. All Diskeeper 2010 editions are fully compatible with Windows 7 (Home Edition is not compatible with Windows 7 Enterprise). Registered users receive full 90-day telephone tech support and special upgrade pricing. I found that Diskeeper works fast and efficiently. There's more, but I don't have room for every feature here.

Undelete 2009 is not updated, but is a fascinating product. It protects files that the Windows recycle bin and backup systems miss: The following is from their Web site, but I'm not sure if it all pertains to the Home version as well.

"Undelete 2009 with InvisiTasking to the Rescue

Undelete replaces the Windows recycle bin with a catch-all Recovery Bin™ that intercepts all deleted files, no matter how they were deleted. Lost file? No problem. Use the Recovery Bin's Windows Explorer-like interface to navigate to the file, or take advantage of Undelete's powerful search capabilities. Right-click the file, select Recover, and the file is back. The Microsoft Office Version Protection functionality can even restore your earlier, saved over versions of Micro-

soft Office (Word, Excel, PowerPoint) files.

Undelete includes Emergency Undelete, which can recover files deleted before Undelete was installed; provided they haven't been overwritten on your hard drive, and SecureDelete 2.0, an electronic shredder to completely erase confidential files.

Innovative Set It and Forget It™ features and technology (InvisiTasking) guarantee that new Undelete 2009 will safeguard your computer silently and automatically.” There’s more, but I don’t have room. Here are some special offers for a limited time:

Diskeeper 2010 Home 2-pack \$49.95 (Save \$30) <https://www.diskeeper.com/store/checkout/addtocart.aspx?item=49115&qty=1&srchash=_ioxswm_p>

Diskeeper 2010 Professional 2-pack \$99.95 (Save \$20)
<https://www.diskeeper.com/store/checkout/addtocart.aspx?item=49365&qty=1&srchash=_ioxswm_p>

Diskeeper 2010 Pro Premier 2-pack \$169.95 (Save \$30)
<https://www.diskeeper.com/store/checkout/addtocart.aspx?item=49366&qty=1&srchash=_ioxswm_p>

Undelete 2009 Home and Diskeeper 2010 Home bundle \$49.95 (Save \$20)
<http://www.diskeeper.com/store/checkout/addtocart.aspx?item=50519&qty=1&srchash=_ioxswm_p>

***How About A Smart Uninstaller!**

A guy was telling me about his favorite uninstall software called Zsoft Uninstaller. I don’t think it’s an exclusive feature, but it has a way to keep track of any changes on your hard drive when you install a new program. If you don’t like the new program, Zsoft can completely remove it even if there is no uninstall tool included. Prior to installing a new program, Zsoft will

make some type of hard drive image to use as a reference if it has to uninstall that software. I have not tried Zsoft, but it sounds like it has a good concept and it’s free; however, as with most freeware, they accept donations if you like it. Check it out at <<http://www.zsoft.dk/index/software>>.

That’s it for this month. I’ll have some more new product announcements on my Web site that didn’t offer discounts. Meet me here again next

month if your editor permits. This column is written to make user group members aware of special offers or freebies I have found or arranged, and my comments should not be interpreted to encourage, or discourage, the purchase of any products, no matter how enthused I might sound. Bob (The Cheapskate) Click <bobclick@bellsouth.net>. Visit my Web site at <<http://www.dealsguy.com>>.



Neat Things You Can Do With A Flash Drive

by Vinny La Bash, Sarasota Personal Computer Users Group, Inc., Florida
www.spcug.org [vlabash \(at\) comcast.net](mailto:vlabash@comcast.net)

This article has been obtained from APCUG with the author’s permission for publication by APCUG member groups

By now you’re probably tired of reading about how much better Windows 7 is than Vista. Me too, so let’s spend some time examining some of the things you can do with a flash drive other than mere data storage.

A USB flash drive consists of a flash memory data storage device integrated with a USB (Universal Serial Bus) interface. USB flash drives are easily removable, and much smaller than a floppy disk. They are rewritable, and usually weigh less than an ounce. There is a wide range of storage capacities with the most common being from 2 GB to 32 GB. Higher capacities up to 256 GB tend to be pricey.

One of the most useful things you can do with a flash drive is to run portable applications. Open Office, for example, is a free suite of programs that includes a word processor, spreadsheet, data manager, presentation tool, and drawing package. You can store the suite as a portable application, and run it on any computer that supports Windows. Firefox and Thunderbird are also available as mobile applications.

Having office applications, email, and an internet browser all pooled in a portable drive you can carry on a key chain is a powerful combination. If you want more go to www.portableapps.com for an open source platform that works with iPods and portable hard drives in addition to flash drives. The platform is not only free, but it’s a full function site. You are not limited to a trial period or a limited function subset. There is no sign in requirement, and no necessity to provide even an email address. Go for it.

Everyone wants a faster system. With either Windows Vista or Windows 7, the built-in ReadyBoost feature can speed up your computer with a USB flash drive. ReadyBoost takes the storage space on a USB flash drive and converts it into an additional memory cache that supplements the main memory cache on your primary disk drive. It can do this because flash memory is faster than regular disk drives. It’s faster because it has no moving parts, and you can get a noticeable improvement in response time. Implementing ReadyBoost is simplicity itself. Insert the USB flash drive into the USB slot on your computer and follow the configuration prompts.

If you work or live in an environment where other folks have physical access to your computer you can use your flash drive to lock everyone else out of your PC. There is no built-in utility like ReadyBoost for this, but you can download a free tool called Predator from www.brothersoft.com that provides this function. Predator uses a standard USB flash drive as an access control device. After performing a short installation and configuration process, your flash disk becomes a key that will lock and unlock your PC. When you leave your PC remove the USB flash drive. This causes the screen to go blank while disabling the mouse and keyboard. When you ready to resume, put the flash drive back, and everything returns to normal. Move over, Mr. Bond, Predator is here.

All the preceding capabilities are very convenient, but how would you like to carry around a portable operating system? If you are willing to expend a little time and energy you can configure a USB flash drive to be a bootable Windows 7 drive. You will need a flash drive with a capacity of at least 8 gigabytes, and of course a Windows 7 installation disk. Start out by inserting your flash drive into its USB socket and inserting the Windows 7 installation disk in the optical drive. Please make a note of the drive letters. This is essential for successful installation.

Preparing the flash drive is the next step. Click on the Start orb and type: Diskpart

Pressing Enter opens a command window. (After typing a command at the command prompt always press Enter to execute the command.) At the prompt type: List Disk

You will see a list of all your hard drives, partitions, optical drives, card reader drives, and flash drives. Identify the optical drive that contains the Windows 7 installation disk and the flash drive you're working with. For this example we'll assume the flash

drive is disk #4, also designated as G and the optical drive is disk #2, also designated as D.

At the command prompt type: Select Disk 4

Run the following commands:

```
Clean
Create
Primary
Partition Select Partition 1
Active Format FS=FAT32
Assign
Exit
```

This series of commands erased extraneous material from the flash drive, created an active primary partition, and formatted it with the FAT32 file system. The next step is to copy the Windows 7 installation files to the flash drive.

At the command prompt type: Xcopy D:*.* /S/E/F G

In this example D is the drive housing the Windows 7 installation disk and G is the USB flash drive. The command copies the installation files to the flash drive, and when it finishes you have a bootable Windows 7 flash drive. The last thing you need to do to make this work is go into the BIOS and make the first bootable device the flash drive.

Carrying a flash drive around is obviously far more convenient than carrying a DVD, and has the additional advantage of being faster than a DVD. This procedure also works for Windows Vista, but why bother when Windows 7 is here?



Broadsides

by Ron Broadhurst, Space Coast PC Users Group, Inc.
www.scpcug.com shiron (at) cfl.rr.com

This article has been obtained from APCUG with the author's permission for publication by APCUG member groups).

These ideas are compiled from years of accumulations from various magazines, books, on-line sites and my own personal experience. I claim neither originality nor ownership to any of its contents. My only intent is to share the various "tips, "tricks" & "hints" in hopes of helping and maybe enhancing your computing experiences. They are all intended for anyone who uses a PC. It is for beginners as well as advanced users.

Enjoy and use as you will.

DEFRAGMENTATION EXPLAINED

Fragmentation is caused by creating and deleting files and folders, installing new software, and downloading files from the Internet. Computers do

not necessarily save an entire file or folder in a single space on a disk; they're saved in the first available space. After a large portion of a disk has been used, most of the subsequent files and folders are saved in pieces across the volume.

When you delete files or folders, the empty spaces left behind are filled in randomly as you store new ones. This is how fragmentation occurs. The more fragmented the volume is, the slower the computer's file input and output performance will be, and there will be a significant degradation in performance.

Defragmentation is the process of rewriting non-contiguous parts of a file to contiguous sectors on a disk for the purpose of increasing data access and retrieval speeds. Because FAT and NTFS disks can deteriorate and become badly fragmented over time, defragmentation is vital for optimal system performance.

In June 1999 the ABR Corporation of Irvine, California, performed a fragmentation analysis and found that, out of 100 corporate offices that were not using a defragmenter, 50 percent of the respondents had server files with 2,000 to 10,000 fragments. In all cases the results were the same: Servers and workstations experienced a significant degradation in performance.

CAN'T USE THE XP THEME

The most probable reason for this is that the Themes service isn't running. If it's not running, XP reverts to the classic style. Do this:

1. Click Start /Run and type services.msc to open the Services console.
2. In the right pane, find the Themes service and Click the Start Service button.

If that doesn't work, try this: right click My Computer / Properties. In the System Properties dialog box, click the Advanced tab. Under Performance, click Settings. Click the Visual Effects tab. Select "Use Visual Styles on Windows and Buttons" in the Custom box.

HOW TO SET XP TO DISPLAY THE SHUTDOWN MENU WHEN YOU PRESS THE POWER BUTTON

By default, when you press your computer's power button, the system shuts down. That can be a problem if it sometimes gets pressed accidentally. You can configure XP to instead display the shutdown menu, giving you the option to choose whether to shut down, restart, etc. Here's how:

1. Right click an empty spot on the desktop
2. Select Properties
3. In the display properties dialog box, click the Screen Saver tab
4. Near the bottom of the dialog box, click the Power button
5. In the Power Options Properties dialog box, click the Advanced tab
6. At the bottom of the page, under "When I press the power button on

my computer," select "Ask me what to do."

FIX VIRTUAL MEMORY

You receive the following error message.....Your system is low on virtual memory. To ensure that Windows runs properly, increase the size of your virtual memory paging file.

1. Click Start, right-click My Computer, and then click Properties.
2. In the System Properties dialog box, click the Advanced tab.
3. In the Performance pane, click Settings.
4. In the Performance Options dialog box, click the Advanced tab.
5. In the Virtual memory pane, click Change.
6. Change the Initial size value and the Maximum size value to a higher value, click Set, and then click OK.

Click OK to close the Performance Options dialog box, and then click OK to close the System Properties dialog box

HOW TO REMOVE SP3

There are a couple of ways to do it. The easiest is to use the Add/Remove Programs item in Control Panel, but if that doesn't work, try this:

1. Click Start | Run
2. Type : `c \ windows \ $NtServicePackUninstall$ \spuninst.exe`
3. Click OK
4. This should start the Service Pack 3 Removal Wizard, which walks you through the steps of uninstalling the SP

If these methods don't work, first restart the computer and then use System Restore to roll back to a restore point that was prior to the time you installed the service pack. (This will also undo any other changes that you've made since that time).

The President's Pen

(Continued from page 1)

but there has to be the equivalent of a few hundred million photos which might use as much as a few hundred terabytes of storage. Now think about it, a company that is profit driven has collected or at least managed the collection of a few hundred terabytes of data, stored the data, backed it up, and made it available via the web for free. A really great technical feat, but except for some advertising I don't see the payback. Possibly someone will explain it to me.



Last Month's Meeting

"Buying and Selling on eBay" was presented by Scott Simpson from Main Street Auctions. Scott covered many tips and techniques to enhance your eBay experience and get more out of it.



Presenters Wanted

The officers invite any member to make a presentation at the main meeting.

If there is some software you have been using and think others may be interested as well, or there is a computer topic you would like to present to other members, please call or e-mail Don VanSyckel. Making presentations is not that difficult. The hour goes by before you know it and there is always enough material to cover in a software package so that the hour is easy to fill.

If there is a topic you are interested in or something you would like demonstrated, please see any of the officers. They are always interested in what the members would like to see.



WYSIWYG WEB WATCH (www)

By Paul Baecker

webwatch@sterlingheightscomputerclub.org



This column attempts to locate sites containing valuable, amusing and free content, with no overbearing pressure to purchase any-

thing. Send your favorite entertaining, helpful or just plain useless sites (a description is optional) to the e-address noted above, for inclusion in a future WYSIWYG issue. Also check the SHCC web site ("Web Page Reviews") for previous gems.

Mouse controls this kaleidoscope.
http://darkpsychedelic.ru/FV_24.html

Animal pics and articles.
<http://www.animals-zone.com>

A unique scribbling tool which creates a web-like relative effect. Change canvas, color, and brush settings.
<http://www.zefrank.com/scribbler/scribblertoo/>

AVG Rescue CD is a powerful toolset for rescue & repair of infected machines. Install on CD or USB drive.
<http://www.avg.com/us-en/avg-rescue-cd>

Aerial and ground panoramic views in various Australian cities.
<http://melbourne.com>

Medieval art, castles, games, knights, weapons, armor, swords, history, more.
<http://medieval.stormthecastle.com>

The seat of the Roman Catholic Church. Of special interest: virtual tour of the Sistine Chapel.
<http://www.vatican.va>

Free online speed reading tool designed to improve your reading speed and comprehension.
<http://spreeder.com>

Over a thousand high-quality photos - landscape, flora, fauna, macro, more.
<http://www.naturfotografen-forum.de>

"The place where you learn Linux."
<http://www.linux-tutorial.info>

How old are you in *pi* years?
<http://pidays.jtey.com>

Short movie of Michigan 60 years ago. Sleeping Bear Dunes, Traverse City, Soo Locks, more. Made in 1949 -- pre-Mackinaw Bridge and I-75 days.
http://www.youtube.com/watch_popup?v=QMR7vel78f8

Learn the basics of using Linux, and thereby Unix, without getting bogged down in too much detail or technobabble.
<http://lowfatlinux.com>

How to thoroughly destroy that old car. View the video.
http://slashbuster.com/auto_shred.htm

A stitching of 2346 single photos showing a very high-resolution panoramic view of the French capital.
<http://www.paris-26-gigapixels.com>

Some simple mechanisms explained through animation.
<http://www.buzzhunt.co.uk/2009/06/12/simple-mechanisms-explained/>

Collection of unusual periodic tables and periodic table formulations.
http://www.meta-synthesis.com/webbook/35_pt/pt_database.php?Button=post-2000+Formulations

Hit a button and make some noise.
<http://www.instantsfun.es>

View census forms since 1790, with emphasis on race section. Full census forms can be viewed in PDF format from links at the bottom of this webpage.
<http://racebox.org>

Artist's creations of laced iron, steel, rust, and tires.
<http://www.callane.com>

Enter your ZIP code to see previous U.S. Census data and comparisons with neighboring ZIPs.
<http://zipskinny.com>

Select your egg and how well you want it cooked, and use this entertaining egg timer.
<http://www.eggwatchers.com>

Einstein's laws of physics explained, accompanied by illustrations and animations.
http://www.pitt.edu/~jdnorton/teaching/HPS_0410/chapters/index.html

Hit a button and make some noise.
<http://www.instantsfun.es>

Excel shortcuts in easy to use cheat-sheets. Many are printable or available as PDF downloads.
<http://www.investintech.com/articles/excelcheatsheet/>


Collection of downloadable network technology cheatsheets.
<http://packetlife.net/library/cheatsheets/>

Online service to help people catalog their books easily, with the option to also connect with people with the same books. Free for up to 200 catalogued books.
<http://www.librarything.com>





**STERLING HEIGHTS
COMPUTER CLUB**
PO Box 385
Sterling Heights, MI 48311-0385

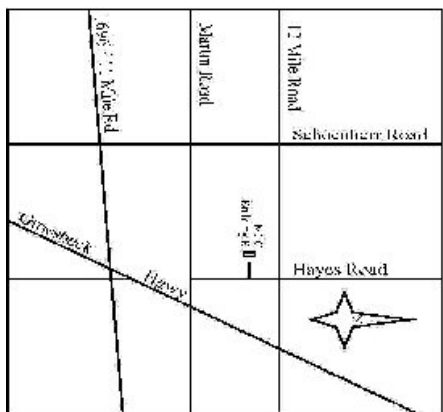


MAY AT SHCC:

**TUESDAY MAY 4
Main Meeting. 7:30PM**

Macomb Community College
South Campus
14500 E 12 Mile Road, Warren
John Lewis Community Center
(Building K)
(Enter from Hayes Road)

**No meeting topic finalized
at the time of publication.**



SIG

MONDAY in May (Check the web site for the date)
MS Windows SIG 7:00PM at the Sterling Heights Public
Library Programming Center .

Note: The 2 SIGs we have had in the past have been combined into one SIG, called the Microsoft Windows SIG.